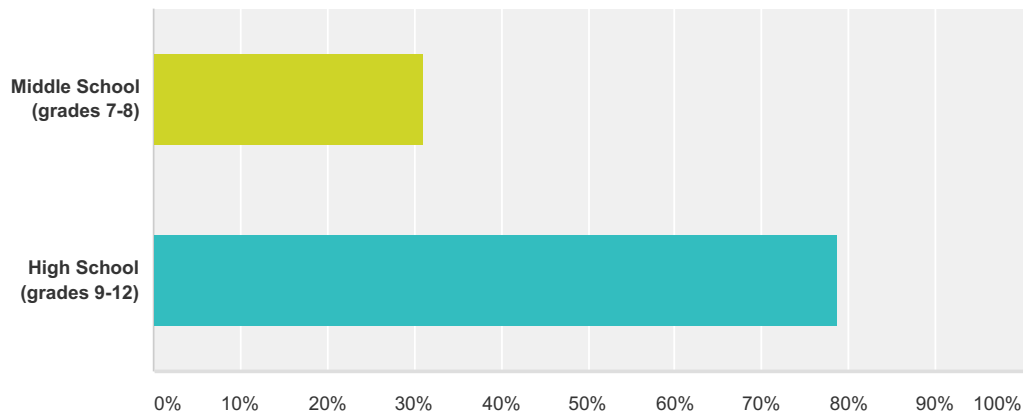


Q1 In which grade level is your child(ren) at this school?

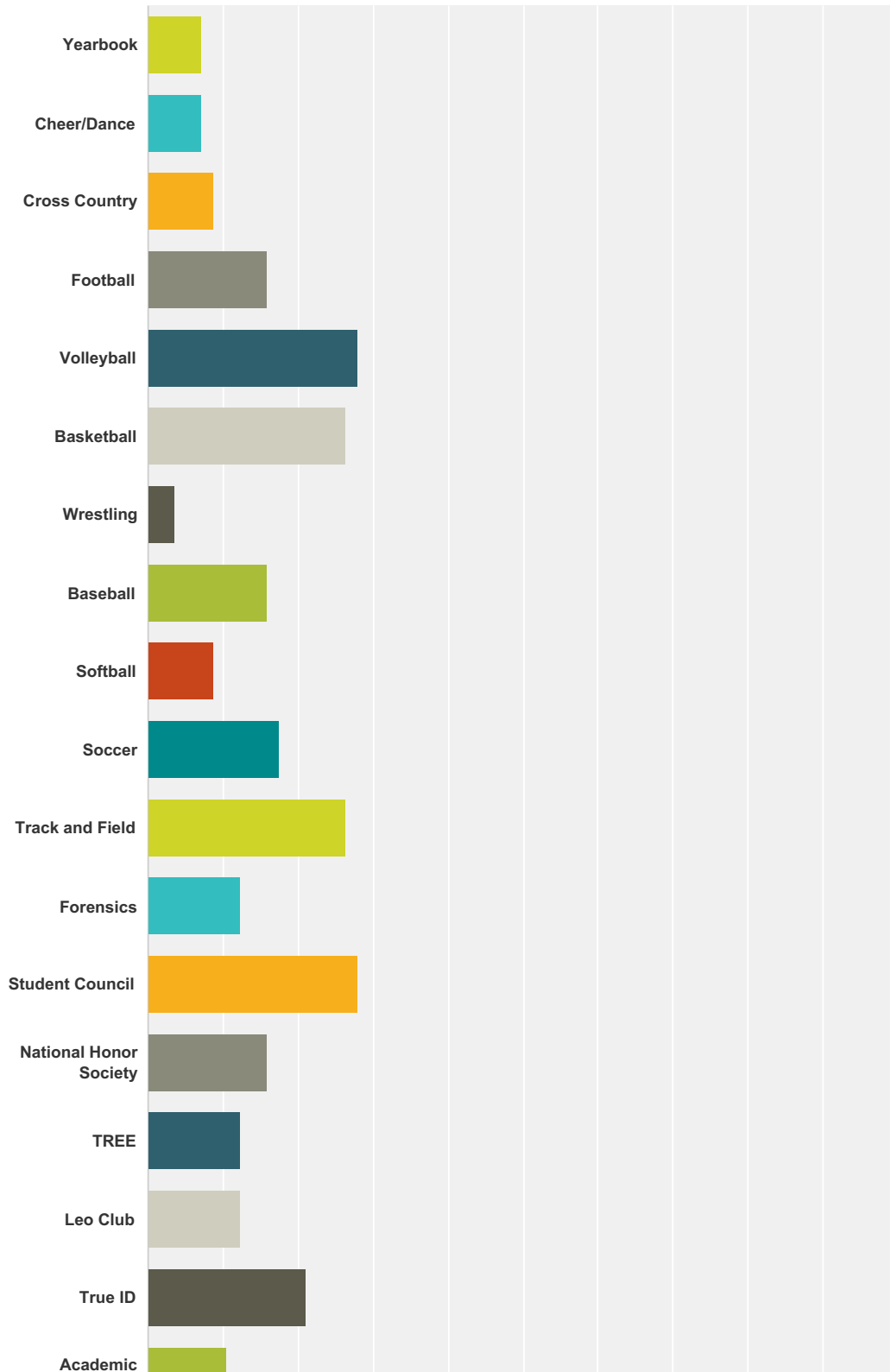
Answered: 61 Skipped: 0

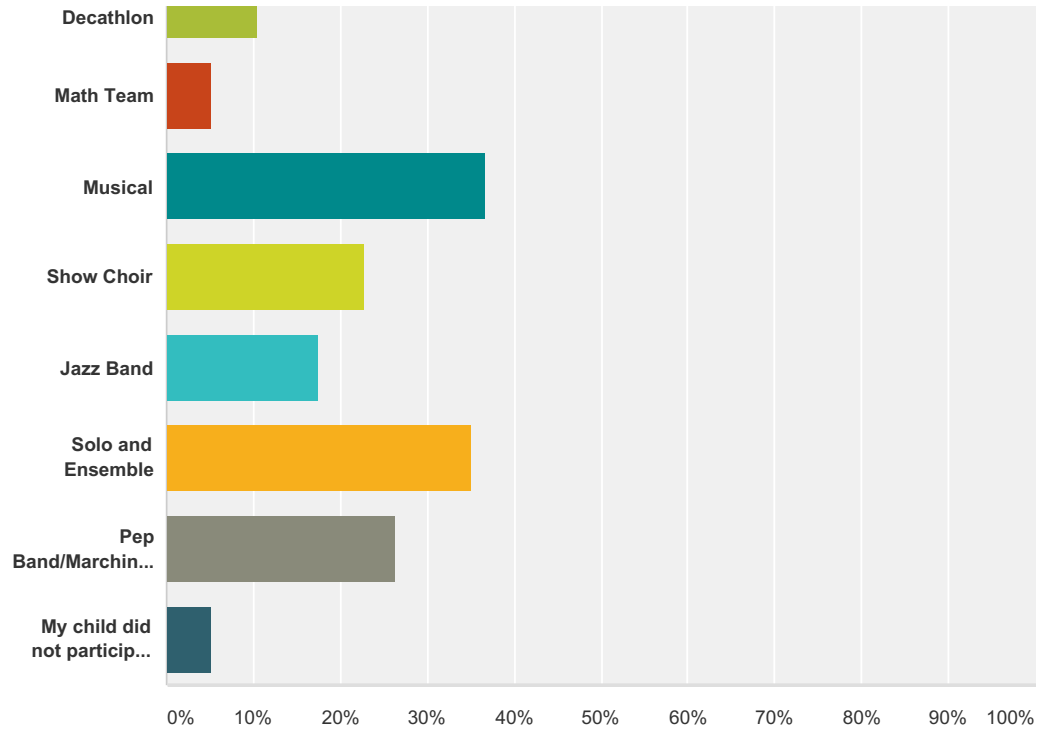


Answer Choices	Responses
Middle School (grades 7-8)	31.15% 19
High School (grades 9-12)	78.69% 48
Total Respondents: 61	

Q2 My child(ren) participates in the following SCHOOL SPONSORED activities before, during or after school. (Check all that apply)

Answered: 57 Skipped: 4



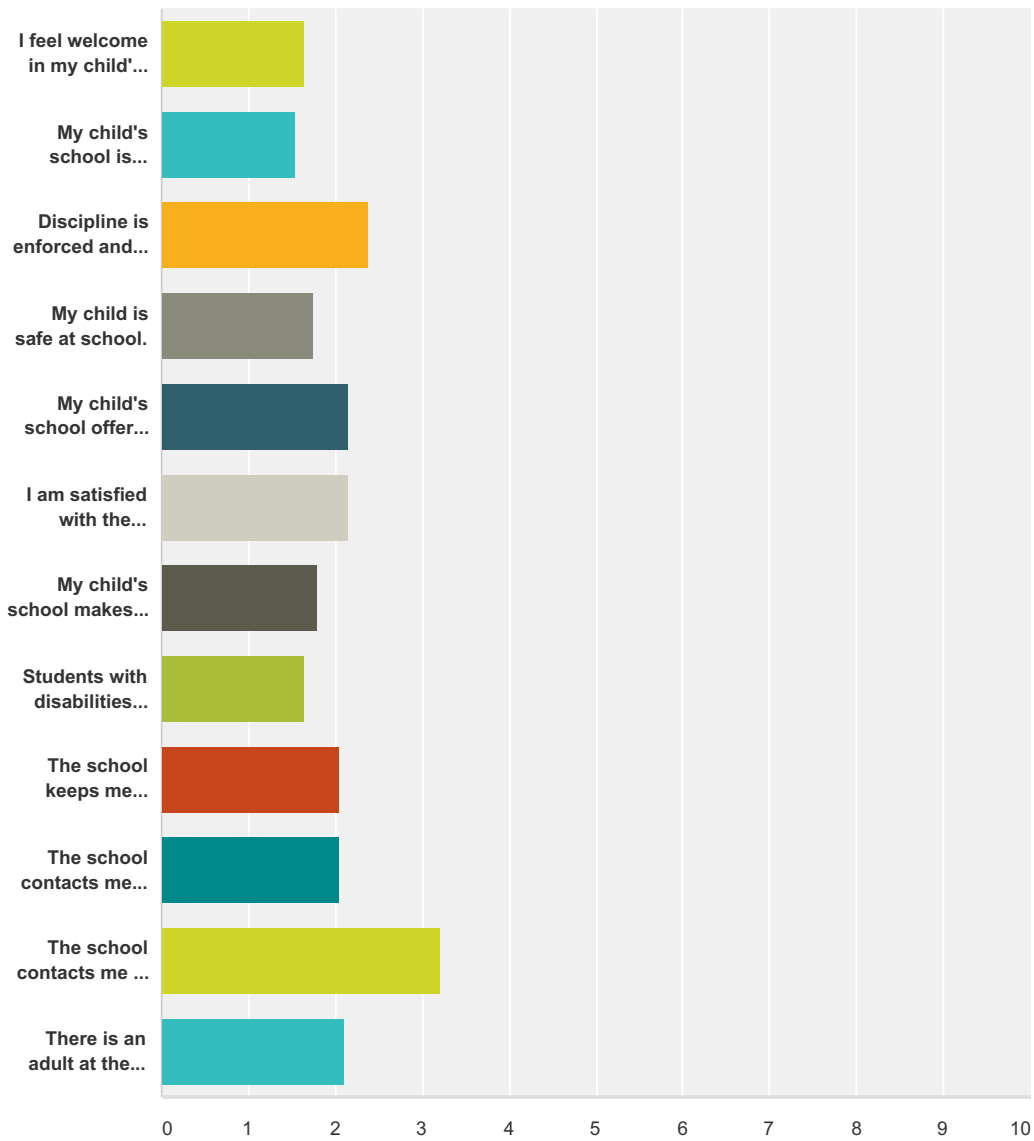


Answer Choices	Responses	Count
Yearbook	7.02%	4
Cheer/Dance	7.02%	4
Cross Country	8.77%	5
Football	15.79%	9
Volleyball	28.07%	16
Basketball	26.32%	15
Wrestling	3.51%	2
Baseball	15.79%	9
Softball	8.77%	5
Soccer	17.54%	10
Track and Field	26.32%	15
Forensics	12.28%	7
Student Council	28.07%	16
National Honor Society	15.79%	9
TREE	12.28%	7
Leo Club	12.28%	7
True ID	21.05%	12
Academic Decathlon	10.53%	6

Math Team	5.26%	3
Musical	36.84%	21
Show Choir	22.81%	13
Jazz Band	17.54%	10
Solo and Ensemble	35.09%	20
Pep Band/Marching Band	26.32%	15
My child did not participate in any school sponsored activities this year.	5.26%	3
Total Respondents: 57		

Q3 Please rate the following statements.

Answered: 55 Skipped: 6

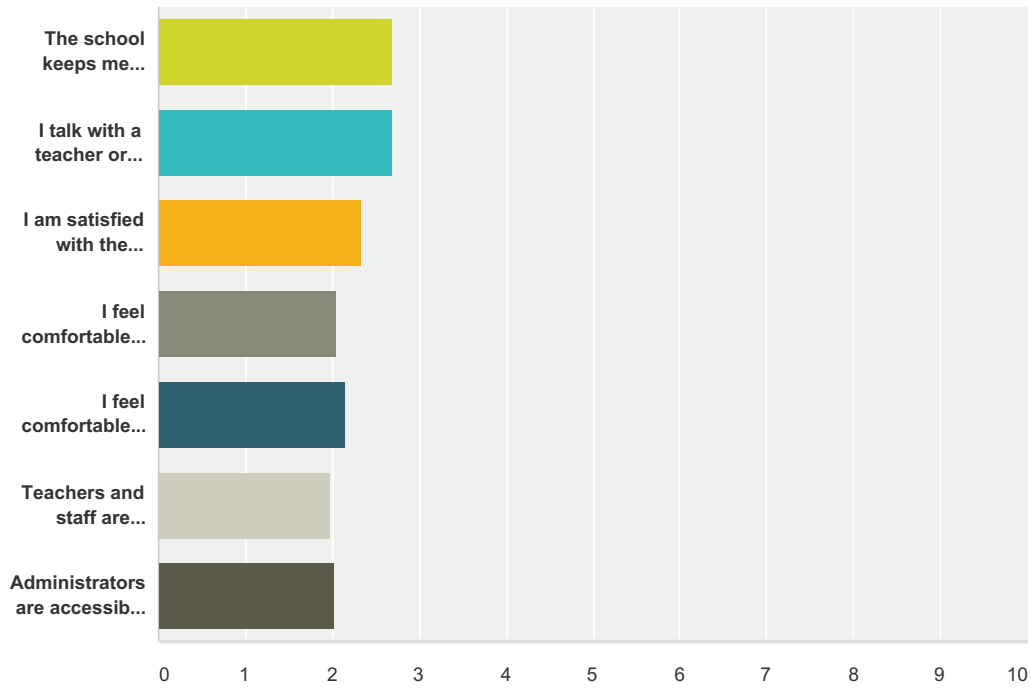


	Always	Usually	Sometimes	Seldom	Never	Total	Weighted Average
I feel welcome in my child's school.	58.18% 32	23.64% 13	12.73% 7	5.45% 3	0.00% 0	55	1.65
My child's school is clean.	54.55% 30	40.00% 22	1.82% 1	3.64% 2	0.00% 0	55	1.55
Discipline is enforced and maintained fairly at my child's school.	20.00% 11	38.18% 21	25.45% 14	16.36% 9	0.00% 0	55	2.38
My child is safe at school.	43.64% 24	41.82% 23	10.91% 6	3.64% 2	0.00% 0	55	1.75
My child's school offers a wide enough variety of courses and activities to keep my child interested in school.	20.00% 11	58.18% 32	7.27% 4	14.55% 8	0.00% 0	55	2.16

I am satisfied with the response I get when I contact my child's school with questions or concerns.	30.91% 17	36.36% 20	20.00% 11	12.73% 7	0.00% 0	55	2.15
My child's school makes it easy for parents to attend meetings by holding them at different times of day.	41.82% 23	38.18% 21	18.18% 10	1.82% 1	0.00% 0	55	1.80
Students with disabilities are included in all school activities.	45.45% 25	47.27% 26	5.45% 3	1.82% 1	0.00% 0	55	1.64
The school keeps me informed about my child's academic progress.	40.00% 22	32.73% 18	14.55% 8	9.09% 5	3.64% 2	55	2.04
The school contacts me when my child breaks the rules.	38.18% 21	36.36% 20	14.55% 8	5.45% 3	5.45% 3	55	2.04
The school contacts me to tell me about my child's achievements and successes.	9.09% 5	21.82% 12	29.09% 16	18.18% 10	21.82% 12	55	3.22
There is an adult at the school whom my child trusts and can go to for help with a school problem.	40.00% 22	27.27% 15	16.36% 9	14.55% 8	1.82% 1	55	2.11

Q4 Please rate the following statements.

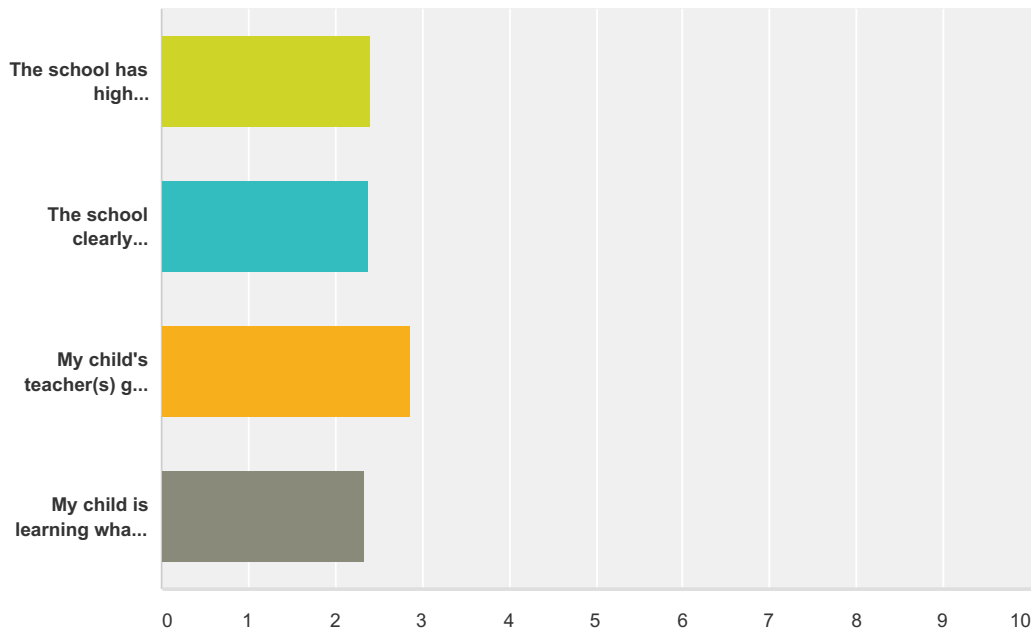
Answered: 54 Skipped: 7



	Always	Usually	Sometimes	Seldom	Never	Total	Weighted Average
The school keeps me informed about what my child is studying in school.	20.37% 11	24.07% 13	29.63% 16	16.67% 9	9.26% 5	54	2.70
I talk with a teacher or other adult at my child's school to share with them important information about my child's academic progress.	14.81% 8	27.78% 15	33.33% 18	20.37% 11	3.70% 2	54	2.70
I am satisfied with the outcome of the conversations I have had with teachers or other staff members.	20.37% 11	42.59% 23	24.07% 13	9.26% 5	3.70% 2	54	2.33
I feel comfortable talking with teachers or staff.	38.89% 21	33.33% 18	14.81% 8	11.11% 6	1.85% 1	54	2.04
I feel comfortable talking with the administrators.	40.74% 22	25.93% 14	14.81% 8	14.81% 8	3.70% 2	54	2.15
Teachers and staff are accessible if I need them.	33.33% 18	40.74% 22	20.37% 11	5.56% 3	0.00% 0	54	1.98
Administrators are accessible if I need them.	35.19% 19	38.89% 21	14.81% 8	11.11% 6	0.00% 0	54	2.02

Q5 Please rate the following statements.

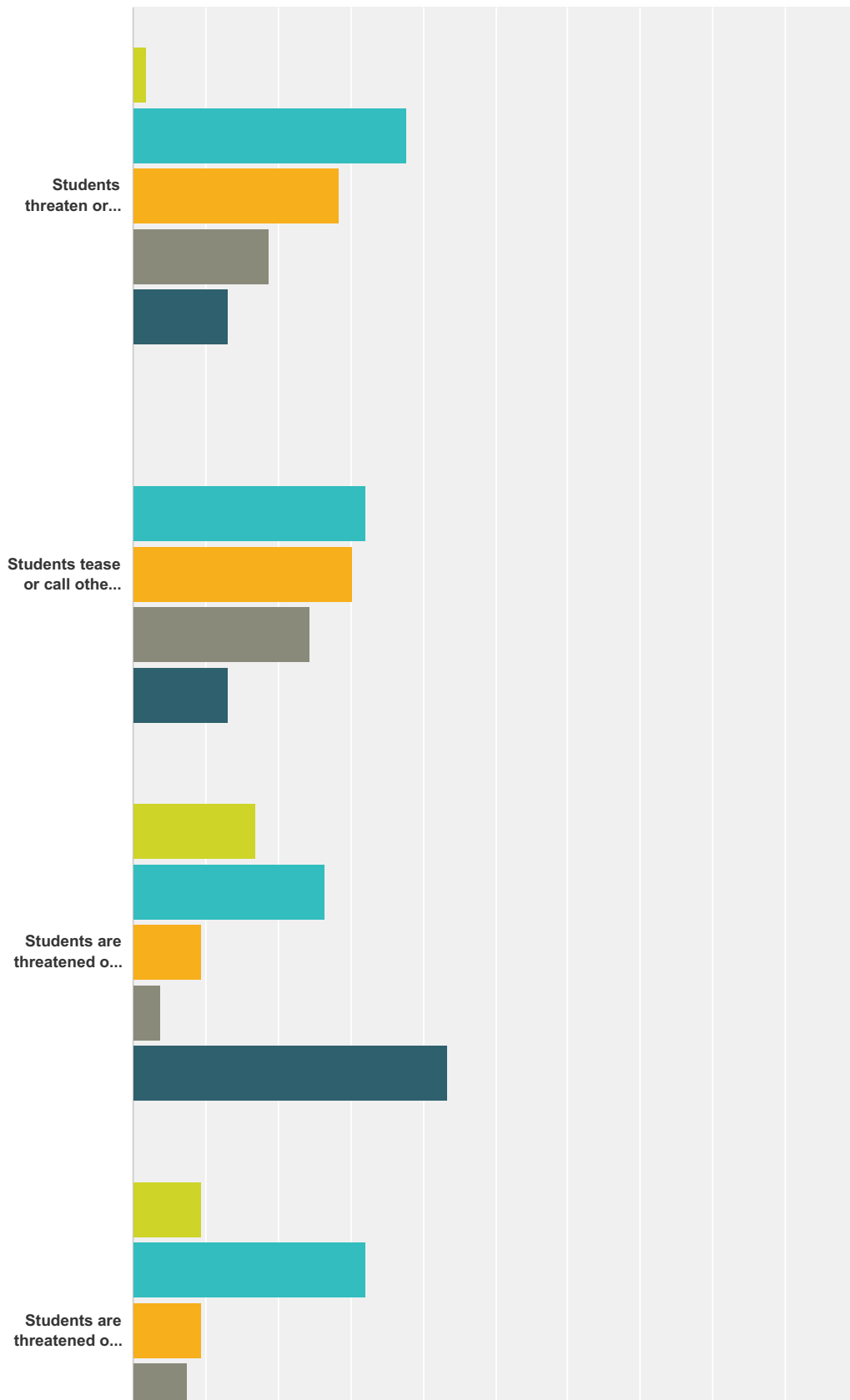
Answered: 53 Skipped: 8

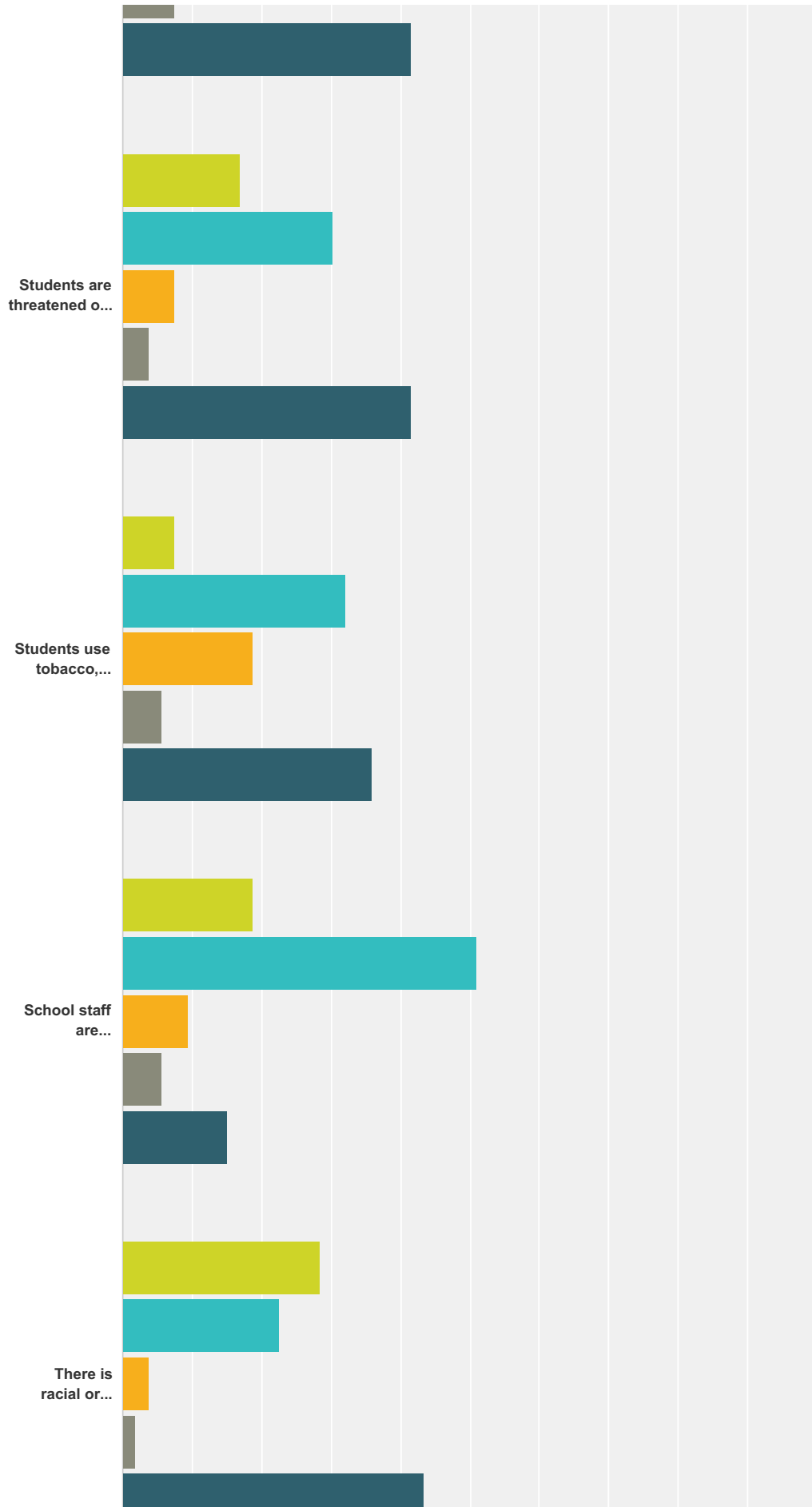


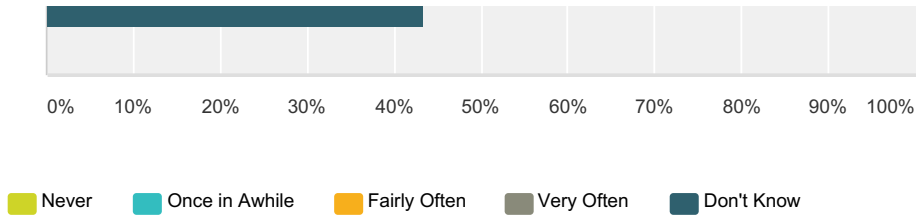
	Always	Usually	Sometimes	Seldom	Never	Total	Weighted Average
The school has high expectations for my child.	15.09% 8	45.28% 24	28.30% 15	7.55% 4	3.77% 2	53	2.40
The school clearly communicates its expectations for my child's learning to me and my child.	22.64% 12	32.08% 17	32.08% 17	11.32% 6	1.89% 1	53	2.38
My child's teacher(s) give helpful comments on class work and tests.	18.87% 10	16.98% 9	30.19% 16	26.42% 14	7.55% 4	53	2.87
My child is learning what he or she needs to know to succeed in later grades or after graduating high school.	20.75% 11	33.96% 18	37.74% 20	5.66% 3	1.89% 1	53	2.34

Q6 How often do you think the following problems occur at your child's school?

Answered: 53 Skipped: 8



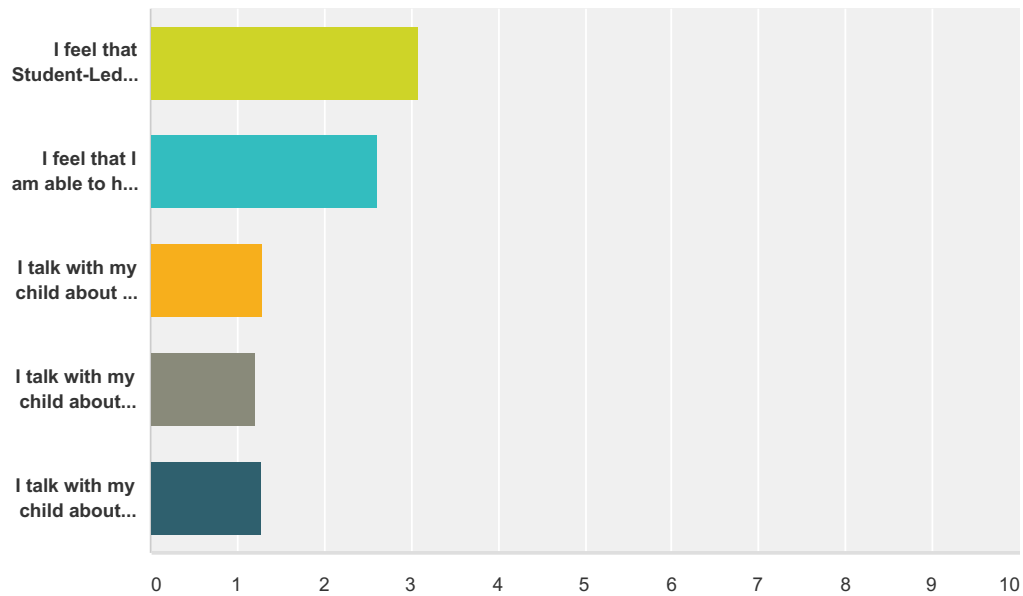




	Never	Once in Awhile	Fairly Often	Very Often	Don't Know	Total
Students threaten or bully other students.	1.89% 1	37.74% 20	28.30% 15	18.87% 10	13.21% 7	53
Students tease or call other students names.	0.00% 0	32.08% 17	30.19% 16	24.53% 13	13.21% 7	53
Students are threatened or harassed by other students based on race, color, creed.	16.98% 9	26.42% 14	9.43% 5	3.77% 2	43.40% 23	53
Students are threatened or harassed by other students based on gender, sexual orientation.	9.43% 5	32.08% 17	9.43% 5	7.55% 4	41.51% 22	53
Students are threatened or harassed by other students based on a disability.	16.98% 9	30.19% 16	7.55% 4	3.77% 2	41.51% 22	53
Students use tobacco, alcohol or illegal drugs during the school day.	7.55% 4	32.08% 17	18.87% 10	5.66% 3	35.85% 19	53
School staff are disrespectful to students.	18.87% 10	50.94% 27	9.43% 5	5.66% 3	15.09% 8	53
There is racial or cultural bias by school staff.	28.30% 15	22.64% 12	3.77% 2	1.89% 1	43.40% 23	53

Q7 Please rate the following statements.

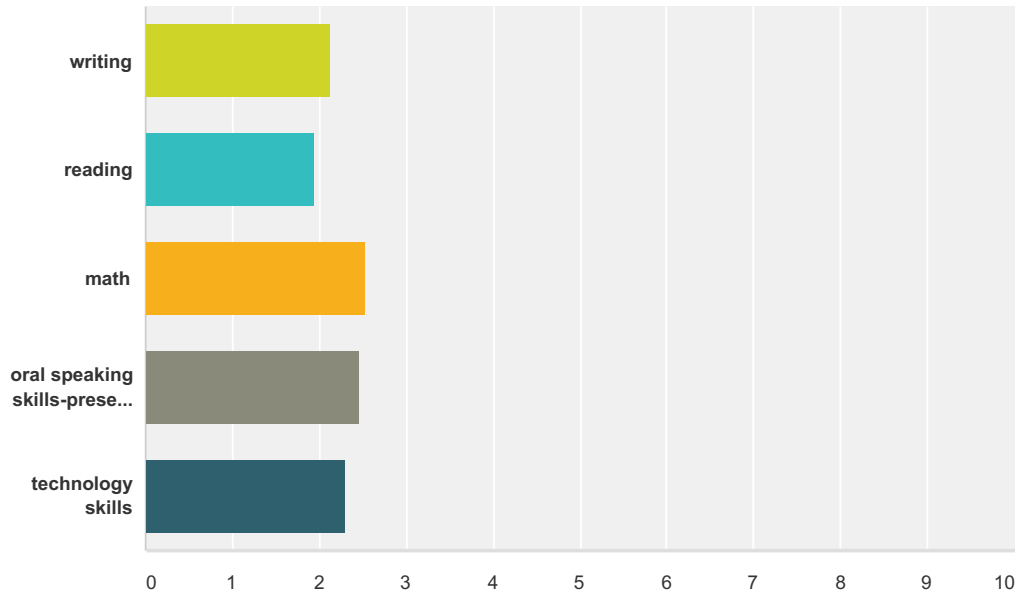
Answered: 53 Skipped: 8



	Always	Usually	Sometimes	Seldom	Never	Total	Weighted Average
I feel that Student-Led Conferences have been helpful.	13.21% 7	26.42% 14	16.98% 9	24.53% 13	18.87% 10	53	3.09
I feel that I am able to help my child with homework.	13.21% 7	35.85% 19	30.19% 16	16.98% 9	3.77% 2	53	2.62
I talk with my child about his or her future careers.	75.47% 40	18.87% 10	5.66% 3	0.00% 0	0.00% 0	53	1.30
I talk with my child about attending technical college or college after high school.	84.91% 45	9.43% 5	5.66% 3	0.00% 0	0.00% 0	53	1.21
I talk with my child about his/her middle school or high school course schedule.	79.25% 42	13.21% 7	7.55% 4	0.00% 0	0.00% 0	53	1.28

Q8 (Please answer N/A if you do not have a child in middle school.)I feel my MIDDLE SCHOOL child is prepared for high school in:

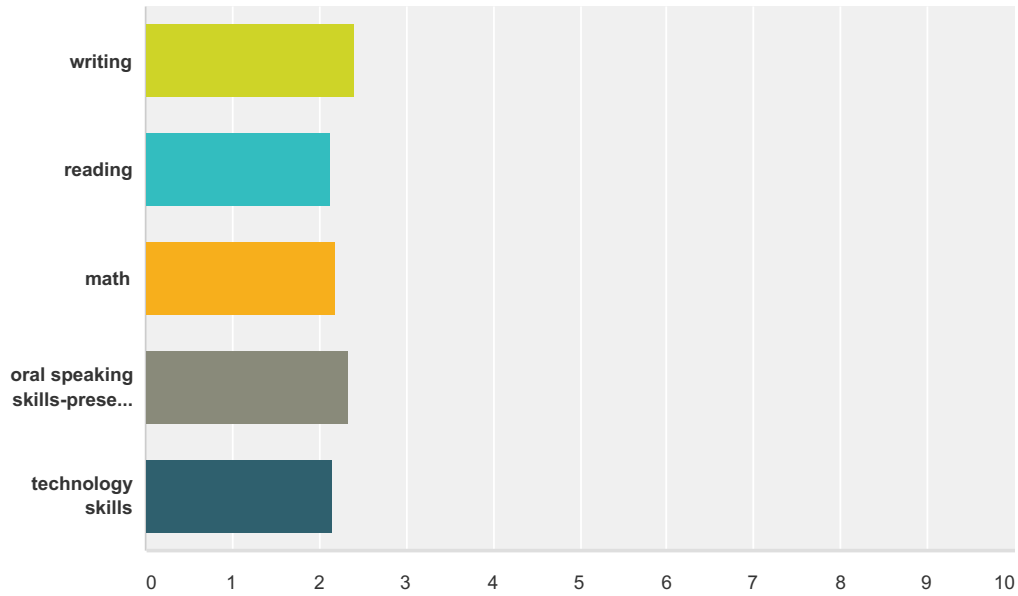
Answered: 53 Skipped: 8



	Strongly Agree	Agree	Not Sure	Disagree	Strongly Disagree	N/A	Total	Weighted Average
writing	9.43% 5	13.21% 7	5.66% 3	3.77% 2	0.00% 0	67.92% 36	53	2.12
reading	11.32% 6	15.09% 8	3.77% 2	0.00% 0	1.89% 1	67.92% 36	53	1.94
math	5.66% 3	13.21% 7	5.66% 3	5.66% 3	1.89% 1	67.92% 36	53	2.53
oral speaking skills-presenting information	3.77% 2	15.09% 8	9.43% 5	1.89% 1	1.89% 1	67.92% 36	53	2.47
technology skills	7.55% 4	13.21% 7	7.55% 4	1.89% 1	1.89% 1	67.92% 36	53	2.29

Q9 (Please answer N/A if you do not have a child in high school.)I feel my HIGH SCHOOL child is prepared for life after high school in:

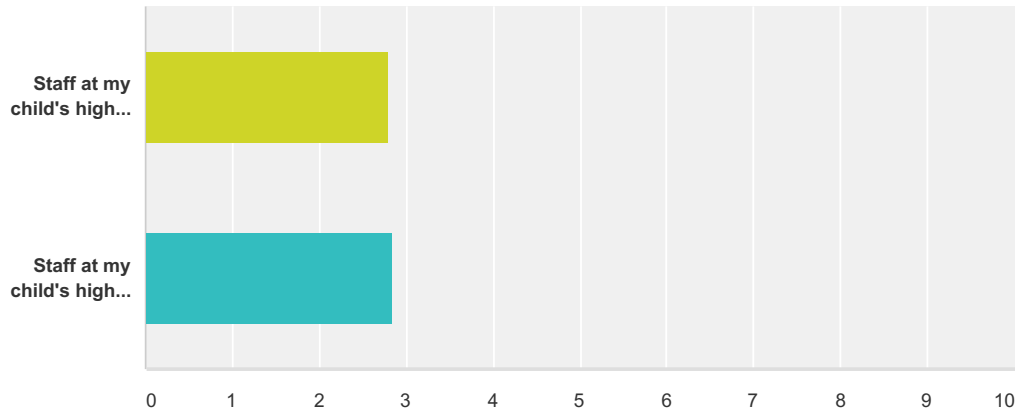
Answered: 53 Skipped: 8



	Strongly Agree	Agree	Not Sure	Disagree	Strongly Disagree	N/A	Total	Weighted Average
writing	15.09% 8	35.85% 19	11.32% 6	9.43% 5	5.66% 3	22.64% 12	53	2.41
reading	20.75% 11	41.51% 22	5.66% 3	3.77% 2	5.66% 3	22.64% 12	53	2.12
math	15.09% 8	45.28% 24	7.55% 4	5.66% 3	3.77% 2	22.64% 12	53	2.20
oral speaking skills-presenting information	16.98% 9	30.19% 16	18.87% 10	9.43% 5	1.89% 1	22.64% 12	53	2.34
technology skills	22.64% 12	30.19% 16	15.09% 8	3.77% 2	3.77% 2	24.53% 13	53	2.15

Q10 (Please answer N/A if you do not have a child in high school.)How much do you agree or disagree with the following statements about your child's HIGH SCHOOL?

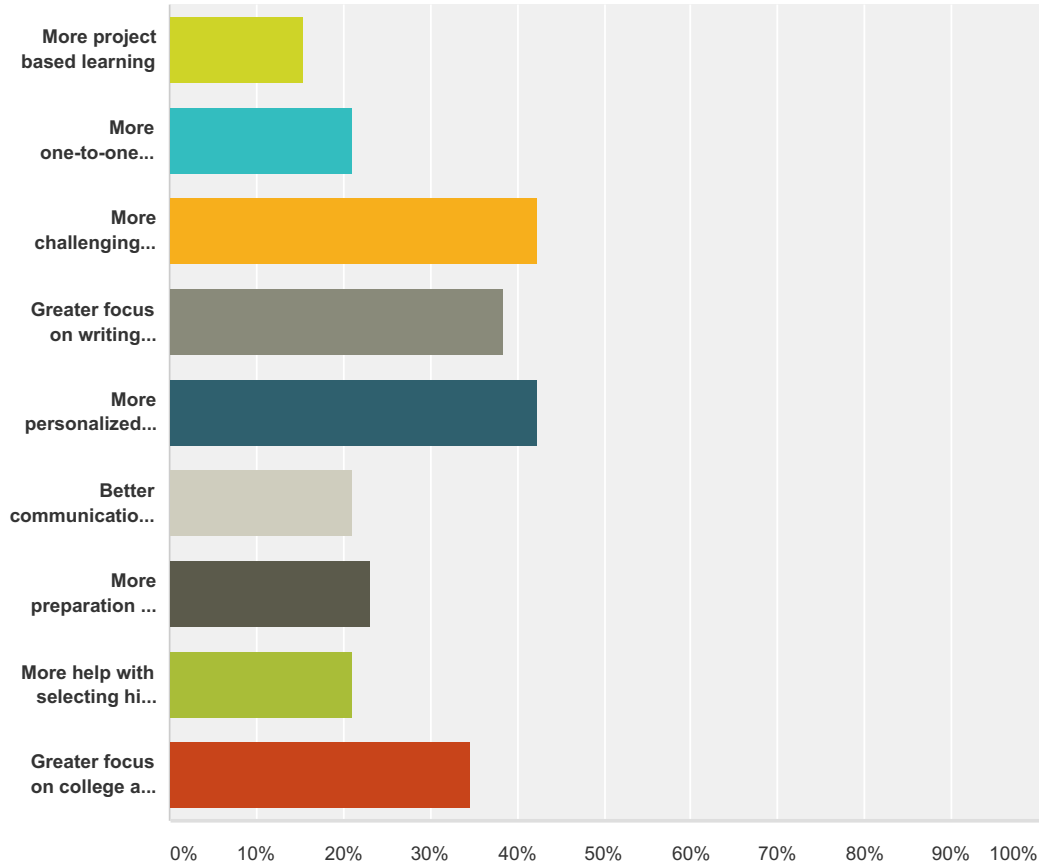
Answered: 53 Skipped: 8



	Strongly Agree	Agree	Not Sure	Disagree	Strongly Disagree	N/A	Total	Weighted Average
Staff at my child's high school helped my child to select courses that he or she needs to graduate.	13.21% 7	22.64% 12	15.09% 8	18.87% 10	7.55% 4	22.64% 12	53	2.80
Staff at my child's high school helped my child to plan for post-high school college or careers.	9.43% 5	24.53% 13	18.87% 10	15.09% 8	7.55% 4	24.53% 13	53	2.83

Q11 Which of the following improvements would you most like your school to make? (Select a maximum of three)

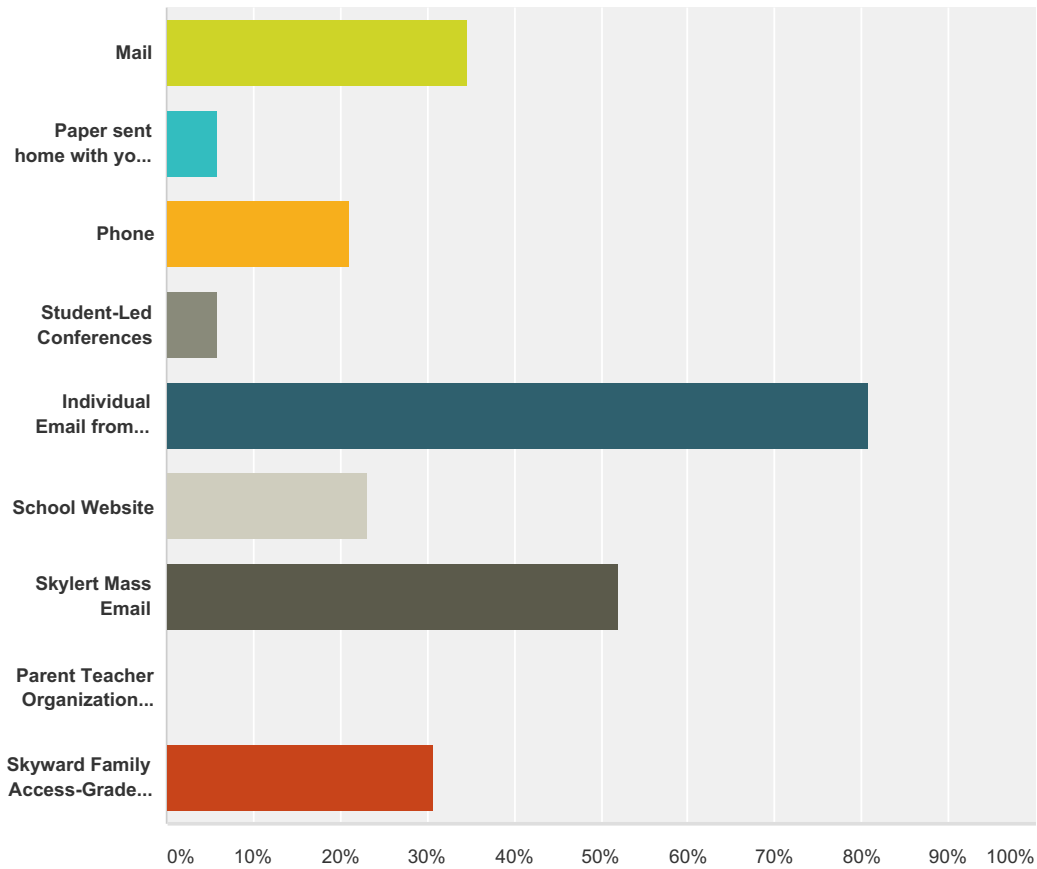
Answered: 52 Skipped: 9



Answer Choices	Responses
More project based learning	15.38% 8
More one-to-one technology access for students	21.15% 11
More challenging courses	42.31% 22
Greater focus on writing skills	38.46% 20
More personalized learning for student needs	42.31% 22
Better communication with parents	21.15% 11
More preparation for state tests (ACT and ACT Aspire)	23.08% 12
More help with selecting high school courses	21.15% 11
Greater focus on college and career planning	34.62% 18
Total Respondents: 52	

Q12 What are the BEST ways for you to receive information about your child and/or school related activities?

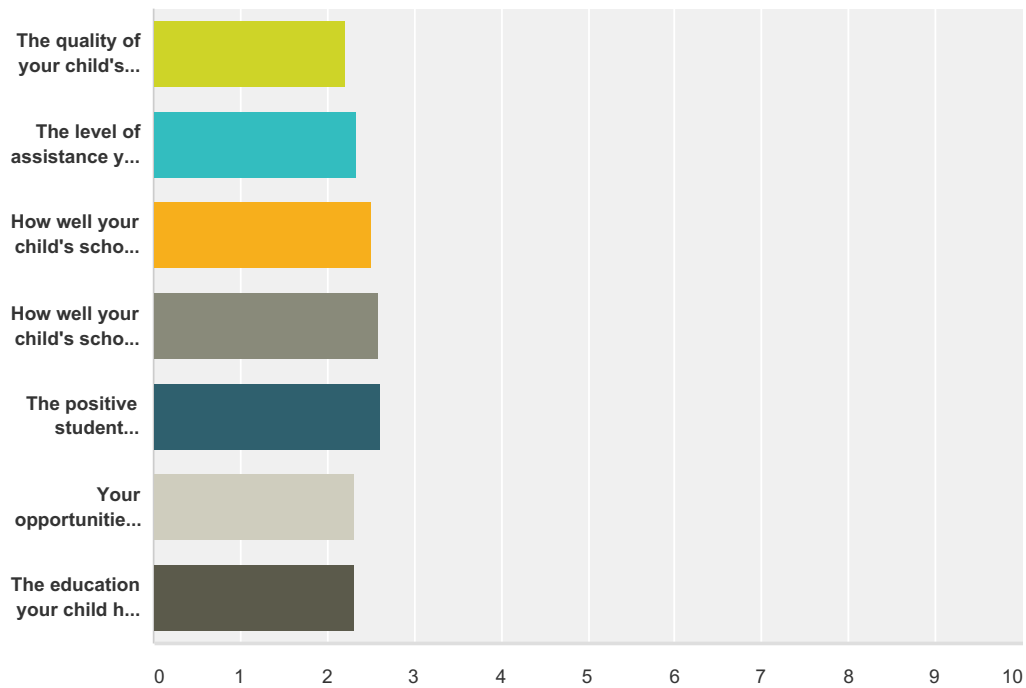
Answered: 52 Skipped: 9



Answer Choices	Responses
Mail	34.62% 18
Paper sent home with your child	5.77% 3
Phone	21.15% 11
Student-Led Conferences	5.77% 3
Individual Email from Teacher	80.77% 42
School Website	23.08% 12
Skylert Mass Email	51.92% 27
Parent Teacher Organization (PTO)	0.00% 0
Skyward Family Access-Grade Portal	30.77% 16
Total Respondents: 52	

Q13 How satisfied are you with the following things about your child's school?

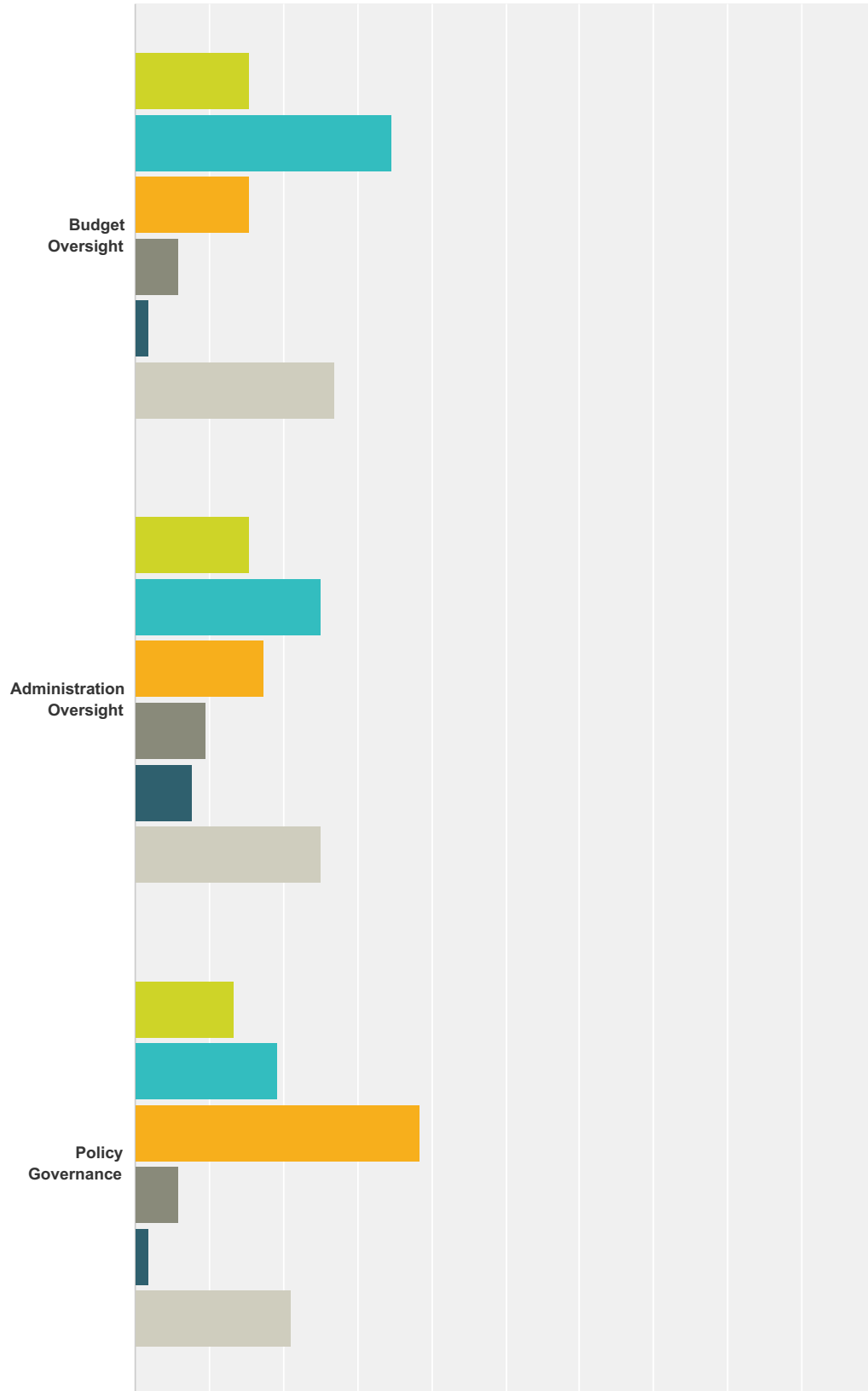
Answered: 52 Skipped: 9

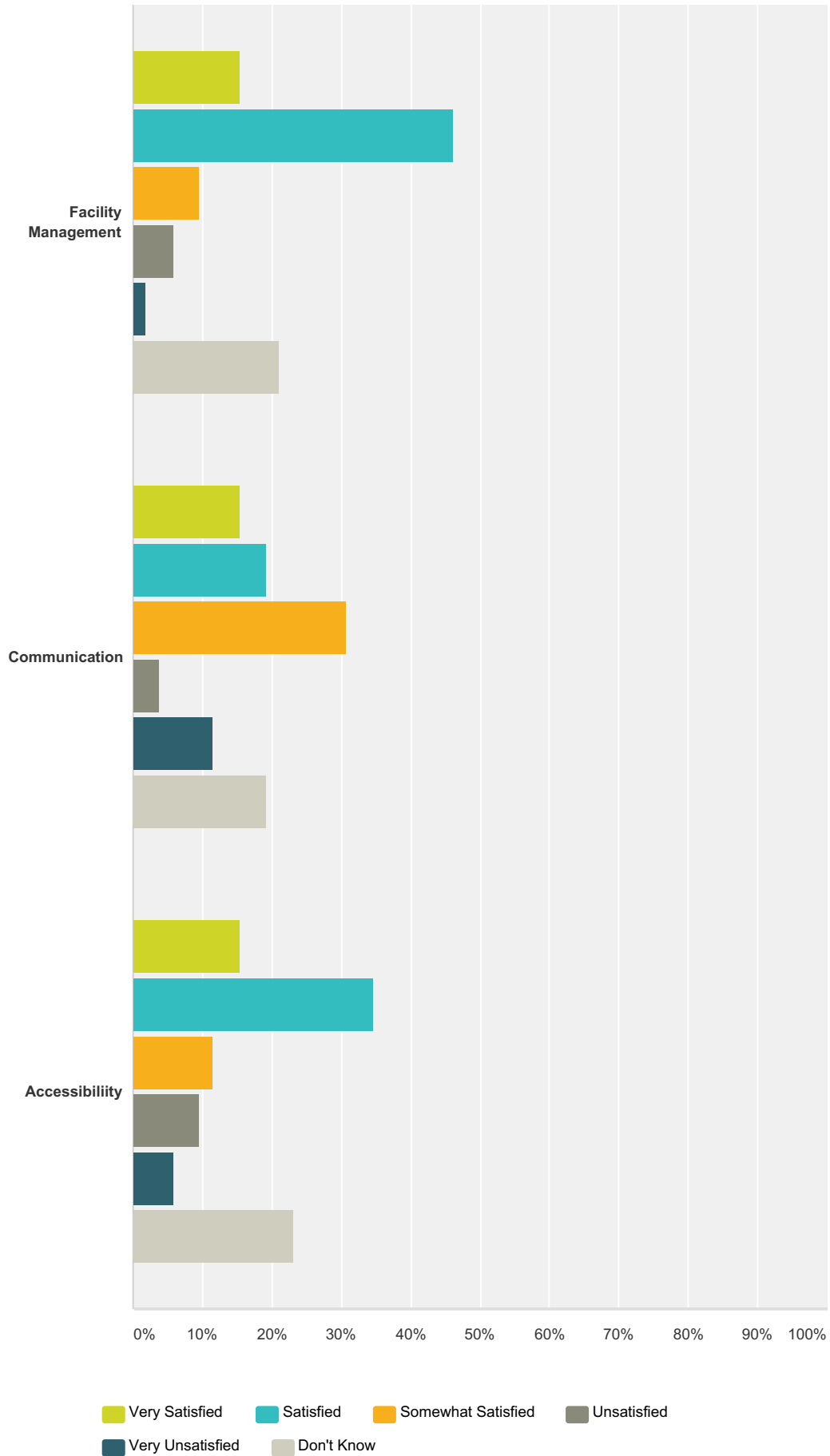


	Very Satisfied	Satisfied	Somewhat Satisfied	Unsatisfied	Very Unsatisfied	Total	Weighted Average
The quality of your child's teacher(s).	23.08% 12	44.23% 23	21.15% 11	11.54% 6	0.00% 0	52	2.21
The level of assistance your child receives when he or she needs extra help with classwork or homework.	19.23% 10	44.23% 23	23.08% 12	11.54% 6	1.92% 1	52	2.33
How well your child's school communicates with you.	7.69% 4	50.00% 26	28.85% 15	11.54% 6	1.92% 1	52	2.50
How well your child's school helps you understand what you can do to support your child's learning needs.	13.46% 7	38.46% 20	26.92% 14	19.23% 10	1.92% 1	52	2.58
The positive student behavior initiatives. (PBIS/SOLE)	7.69% 4	38.46% 20	42.31% 22	9.62% 5	1.92% 1	52	2.60
Your opportunities to be involved in your child's education.	15.38% 8	48.08% 25	28.85% 15	5.77% 3	1.92% 1	52	2.31
The education your child has received.	17.31% 9	40.38% 21	36.54% 19	5.77% 3	0.00% 0	52	2.31

Q14 How satisfied are you with the performance of the School Board in regard to the following areas:

Answered: 52 Skipped: 9

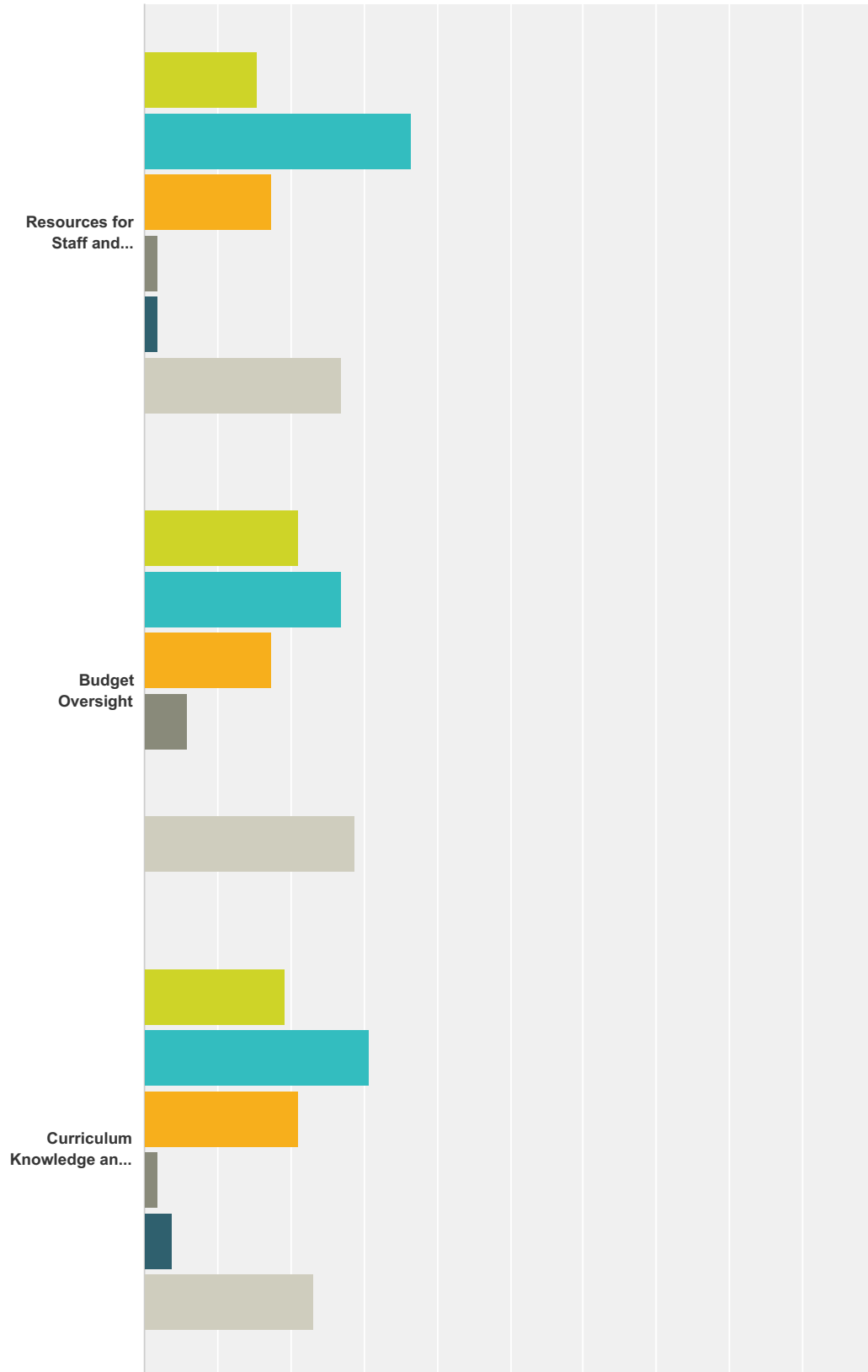


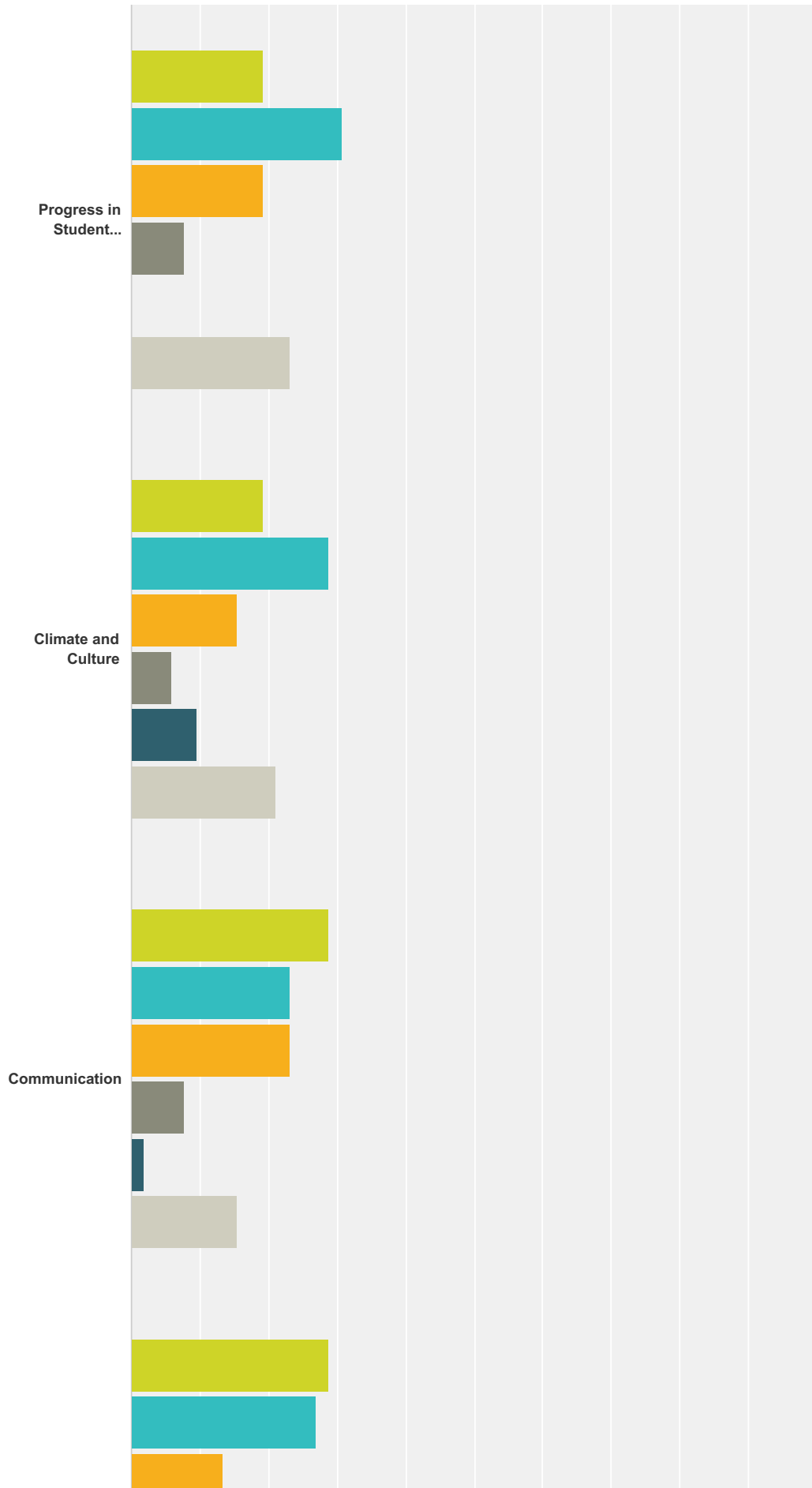


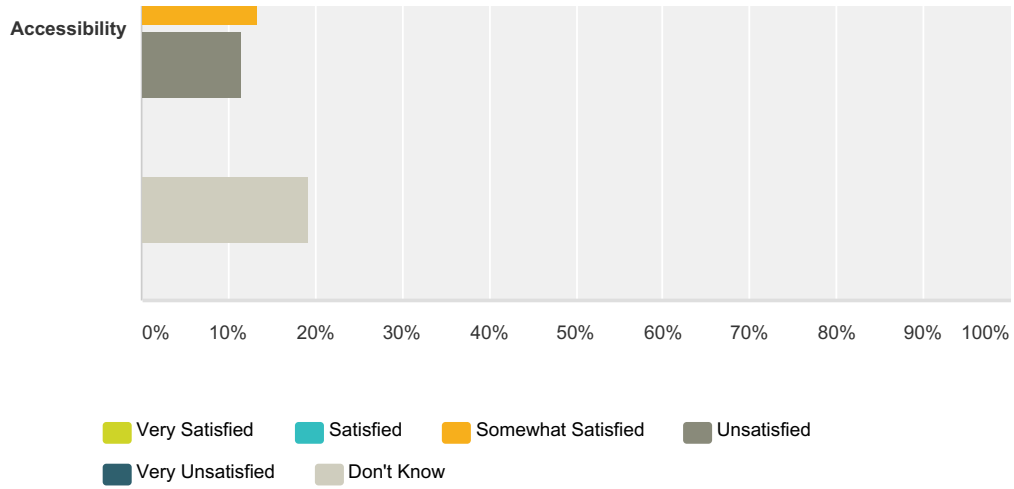
	Very Satisfied	Satisfied	Somewhat Satisfied	Unsatisfied	Very Unsatisfied	Don't Know	Total
Budget Oversight	15.38% 8	34.62% 18	15.38% 8	5.77% 3	1.92% 1	26.92% 14	52
Administration Oversight	15.38% 8	25.00% 13	17.31% 9	9.62% 5	7.69% 4	25.00% 13	52
Policy Governance	13.46% 7	19.23% 10	38.46% 20	5.77% 3	1.92% 1	21.15% 11	52
Facility Management	15.38% 8	46.15% 24	9.62% 5	5.77% 3	1.92% 1	21.15% 11	52
Communication	15.38% 8	19.23% 10	30.77% 16	3.85% 2	11.54% 6	19.23% 10	52
Accessibility	15.38% 8	34.62% 18	11.54% 6	9.62% 5	5.77% 3	23.08% 12	52

Q15 How satisfied are you with the performance of the school Superintendent in regard to the following areas:

Answered: 52 Skipped: 9



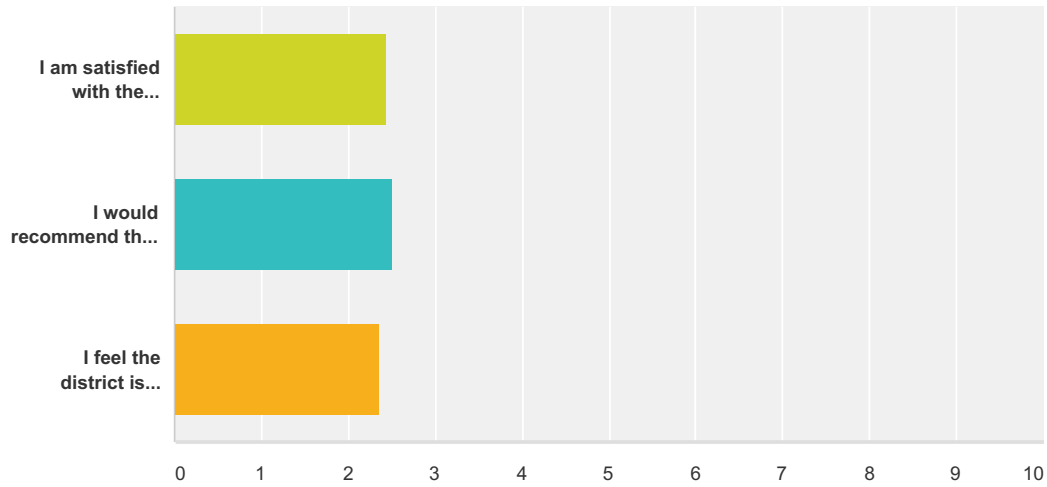




	Very Satisfied	Satisfied	Somewhat Satisfied	Unsatisfied	Very Unsatisfied	Don't Know	Total
Resources for Staff and Students	15.38% 8	36.54% 19	17.31% 9	1.92% 1	1.92% 1	26.92% 14	52
Budget Oversight	21.15% 11	26.92% 14	17.31% 9	5.77% 3	0.00% 0	28.85% 15	52
Curriculum Knowledge and Support	19.23% 10	30.77% 16	21.15% 11	1.92% 1	3.85% 2	23.08% 12	52
Progress in Student Achievement	19.23% 10	30.77% 16	19.23% 10	7.69% 4	0.00% 0	23.08% 12	52
Climate and Culture	19.23% 10	28.85% 15	15.38% 8	5.77% 3	9.62% 5	21.15% 11	52
Communication	28.85% 15	23.08% 12	23.08% 12	7.69% 4	1.92% 1	15.38% 8	52
Accessibility	28.85% 15	26.92% 14	13.46% 7	11.54% 6	0.00% 0	19.23% 10	52

Q16 Please rate the following statements.

Answered: 52 Skipped: 9



	Strongly Agree	Agree	Not Sure	Disagree	Strongly Disagree	Total	Weighted Average
I am satisfied with the quality of this school.	17.31% 9	46.15% 24	13.46% 7	21.15% 11	1.92% 1	52	2.44
I would recommend this school to family and friends with children.	21.15% 11	28.85% 15	30.77% 16	17.31% 9	1.92% 1	52	2.50
I feel the district is dedicated to its mission of Excellence and Equity in Educating All Children.	25.00% 13	32.69% 17	26.92% 14	13.46% 7	1.92% 1	52	2.35

Q17 What do you like about this school?

Answered: 33 Skipped: 28

Q18 What do you wish were different at this school?

Answered: 37 Skipped: 24

Q19 What do you wish we would have asked you about this school?

Answered: 14 Skipped: 47