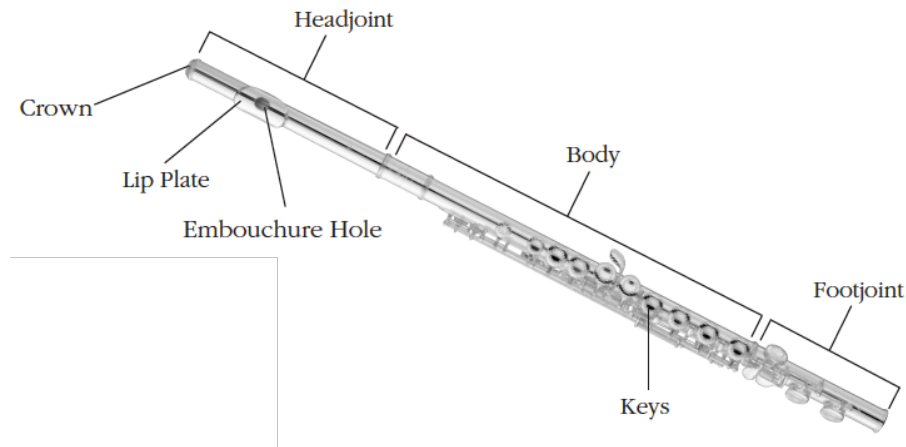


Instrument Care: Flute

Parts of the Flute



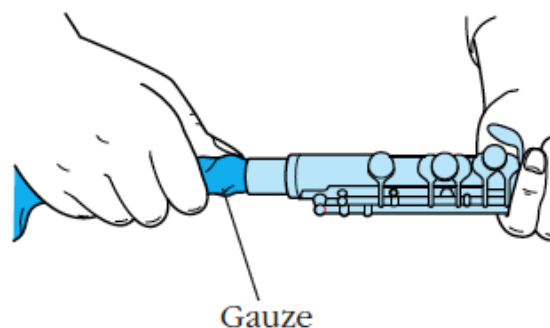
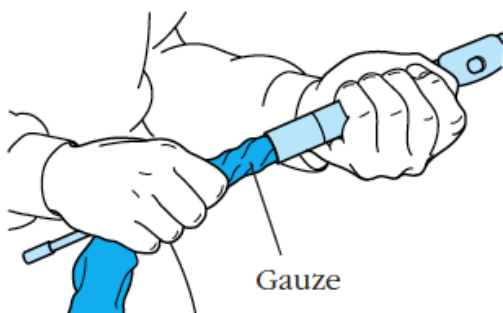
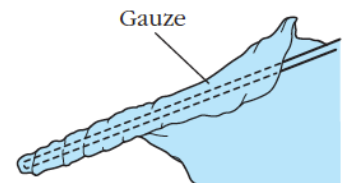
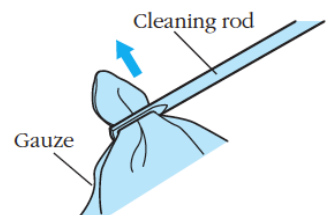
Equipment:

Thin soft rags/gauze approximately 5"X10" or a store bought flute cleaning cloth, cleaning/tuning rod, polish cloth, Q-tips, cork grease

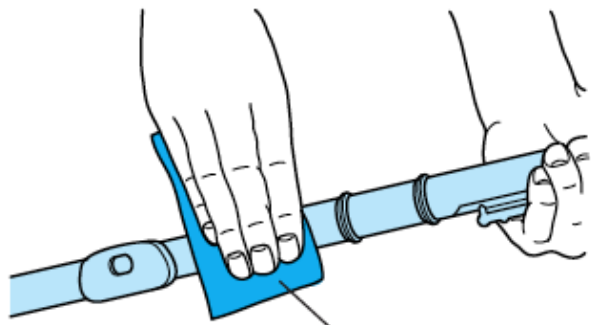
Daily cleaning:

The main goal is to get moisture out of your instrument. After playing, swab out the inside of all three parts of the instrument with the rod and rag:

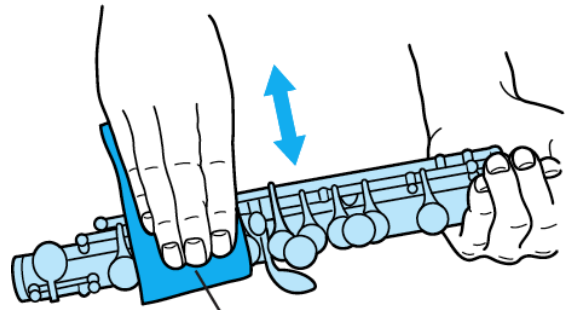
- 1) Insert the corner of the rag through the hole at the end of the cleaning rod.
- 2) Wrap the rag around the end of the cleaning rod, making sure no bare metal is exposed.
- 3) Rotate the body in the same direction that the rag is wrapped and wipe away moisture from the inside of the head, body, and footjoint.



Be careful not to get the rag stuck! If you do, DO NOT force it out, see Mr. Petersen. Wipe off outer surfaces to remove fingerprints. If you do not, your instrument will discolor quickly and require professional buffing to restore the shine. Finger oils will also build up around the keys and make the instrument not play.



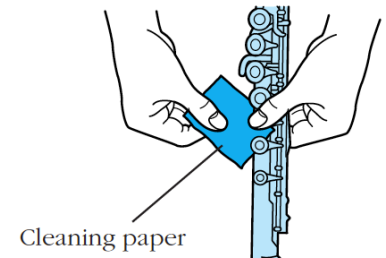
Polishing cloth



Polishing cloth

Every few Months:

If your pads are sticky, gently slide cleaning paper or a dollar bill under the pad, close the keys lightly and slide the bill out. If this doesn't work, there is probably too much finger oil build-up on and around the keys. The instrument will need to be repaired at the music store. You can use Q-tips to carefully clean the hard to reach areas around the keys, but be careful to not damage or move the straight wire springs around the keys. Apply a thin coating of cork grease to the ends if the instrument is hard to assemble.



Cleaning paper

Failure to complete daily cleaning will result in a foul smelling instrument that will not play well. Professional repair and cleaning will be required.

NEVER PUT YOUR FLUTE IN WATER!

School-owned instruments will be professionally cleaned and adjusted regularly. If your own instrument has not been adjusted in a long time, please take it to a music store. Ideally Woodwind instruments are adjusted every 6-12 months. An out-of-adjustment instrument will make it almost impossible to play.