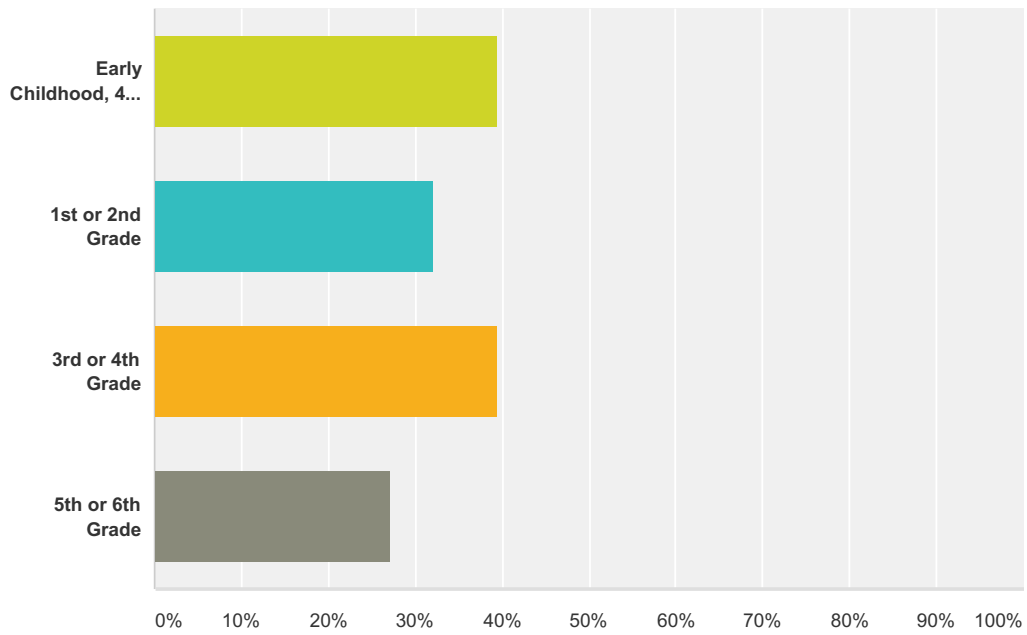


Q1 In which grade is your child(ren) at the elementary school?

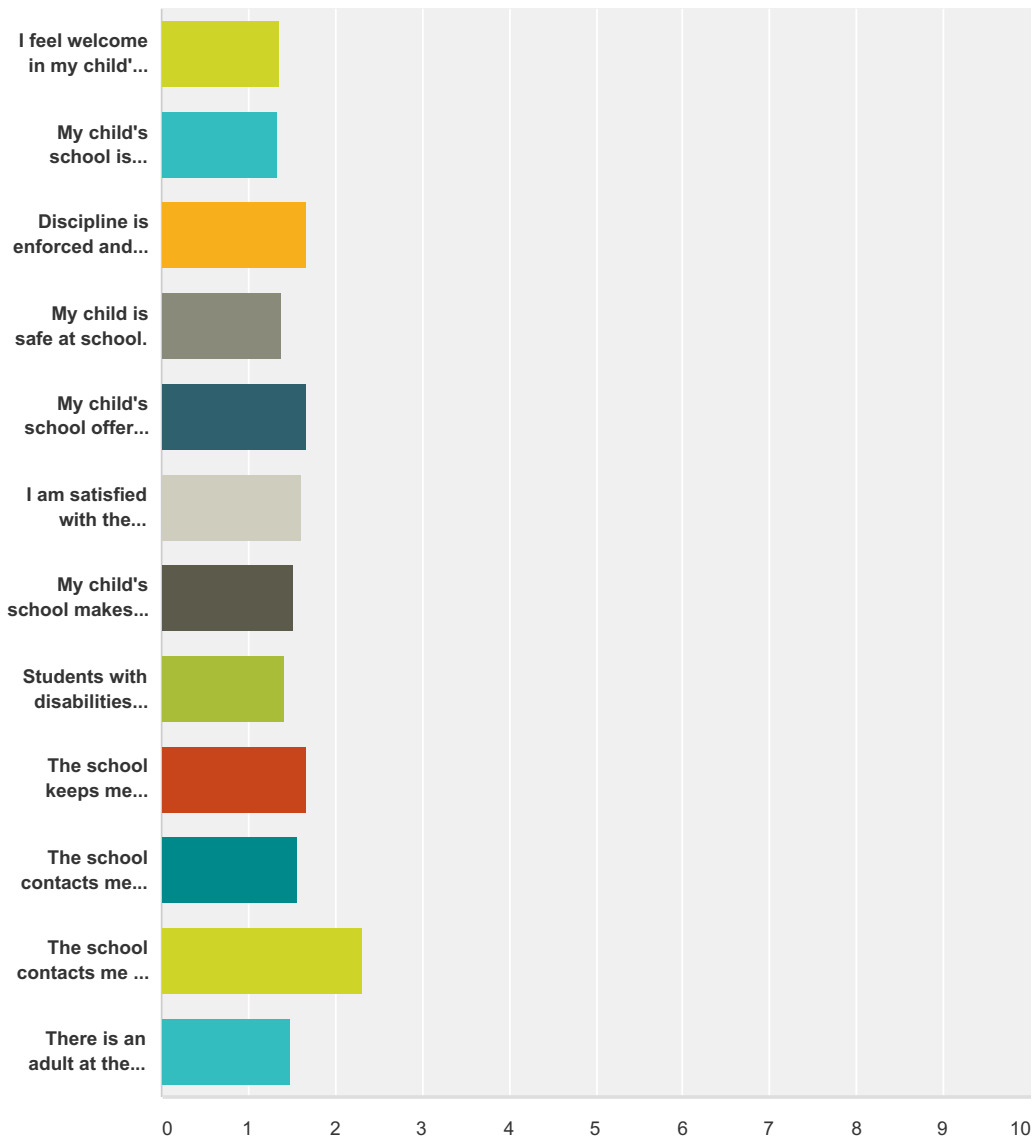
Answered: 81 Skipped: 0



Answer Choices	Responses
Early Childhood, 4K, Kindergarten	39.51% 32
1st or 2nd Grade	32.10% 26
3rd or 4th Grade	39.51% 32
5th or 6th Grade	27.16% 22
Total Respondents: 81	

Q2 Please rate the following statements.

Answered: 76 Skipped: 5

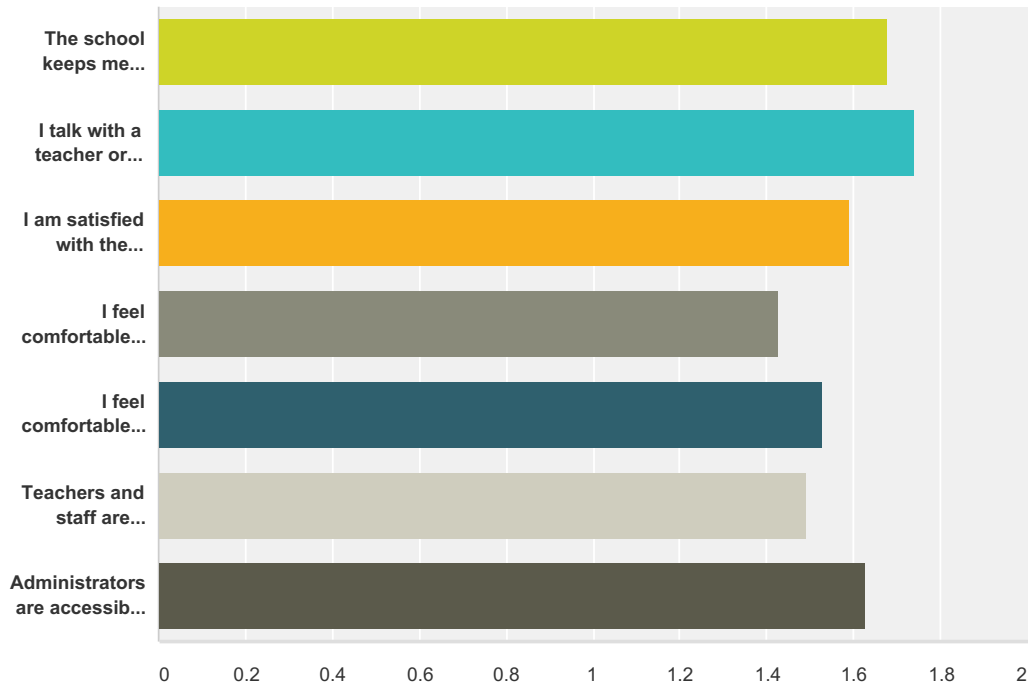


	Always	Usually	Sometimes	Seldom	Never	Total	Weighted Average
I feel welcome in my child's school.	73.68% 56	18.42% 14	6.58% 5	1.32% 1	0.00% 0	76	1.36
My child's school is clean.	72.37% 55	25.00% 19	1.32% 1	0.00% 0	1.32% 1	76	1.33
Discipline is enforced and maintained fairly at my child's school.	47.37% 36	40.79% 31	9.21% 7	1.32% 1	1.32% 1	76	1.68
My child is safe at school.	68.42% 52	27.63% 21	2.63% 2	0.00% 0	1.32% 1	76	1.38
My child's school offers a wide enough variety of courses and activities to keep my child interested in school.	53.95% 41	31.58% 24	10.53% 8	2.63% 2	1.32% 1	76	1.66

I am satisfied with the response I get when I contact my child's school with questions or concerns.	59.21% 45	26.32% 20	10.53% 8	2.63% 2	1.32% 1	76	1.61
My child's school makes it easy for parents to attend meetings by holding them at different times of day.	59.21% 45	32.89% 25	5.26% 4	1.32% 1	1.32% 1	76	1.53
Students with disabilities are included in all school activities.	67.11% 51	26.32% 20	5.26% 4	0.00% 0	1.32% 1	76	1.42
The school keeps me informed about my child's academic progress.	52.63% 40	31.58% 24	13.16% 10	1.32% 1	1.32% 1	76	1.67
The school contacts me when my child breaks the rules.	57.89% 44	31.58% 24	7.89% 6	1.32% 1	1.32% 1	76	1.57
The school contacts me to tell me about my child's achievements and successes.	35.53% 27	22.37% 17	22.37% 17	14.47% 11	5.26% 4	76	2.32
There is an adult at the school whom my child trusts and can go to for help with a school problem.	67.11% 51	22.37% 17	6.58% 5	2.63% 2	1.32% 1	76	1.49

Q3 Please rate the following statements.

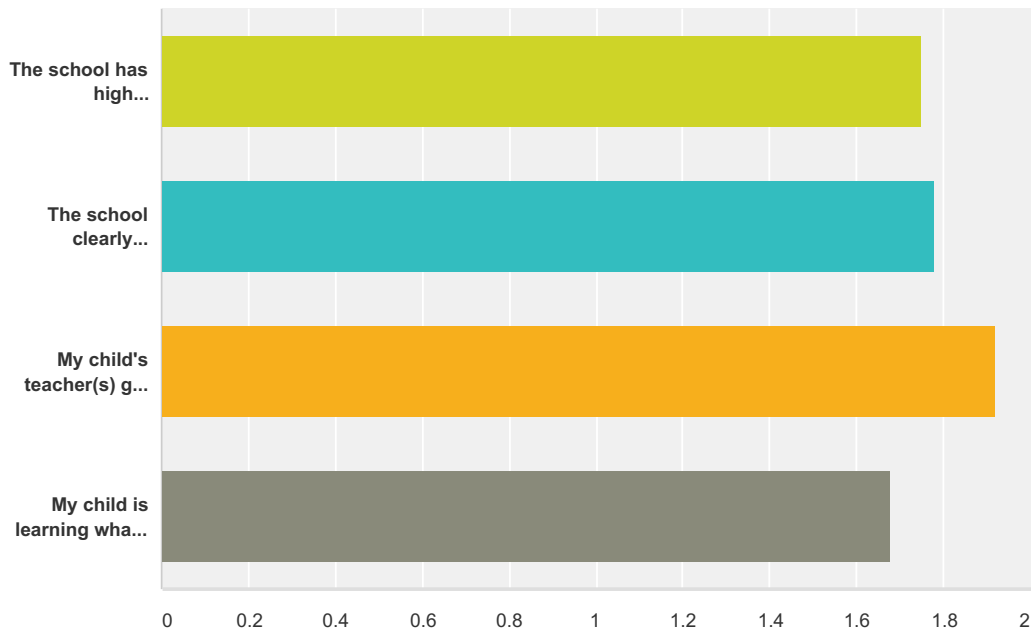
Answered: 76 Skipped: 5



	Always	Usually	Sometimes	Seldom	Never	Total	Weighted Average
The school keeps me informed about what my child is studying in school.	53.95% 41	28.95% 22	11.84% 9	5.26% 4	0.00% 0	76	1.68
I talk with a teacher or other adult at my child's school to share with them important information about my child's academic progress.	51.32% 39	31.58% 24	9.21% 7	7.89% 6	0.00% 0	76	1.74
I am satisfied with the outcome of the conversations I have had with teachers or other staff members about my child's academic progress.	56.58% 43	31.58% 24	7.89% 6	3.95% 3	0.00% 0	76	1.59
I feel comfortable talking with teachers or staff.	71.05% 54	18.42% 14	7.89% 6	1.32% 1	1.32% 1	76	1.43
I feel comfortable talking with the administrators.	68.42% 52	17.11% 13	9.21% 7	3.95% 3	1.32% 1	76	1.53
Teachers and staff are accessible if I need them.	59.21% 45	34.21% 26	5.26% 4	1.32% 1	0.00% 0	76	1.49
Administrators are accessible if I need them.	57.89% 44	26.32% 20	11.84% 9	2.63% 2	1.32% 1	76	1.63

Q4 Please rate the following statements.

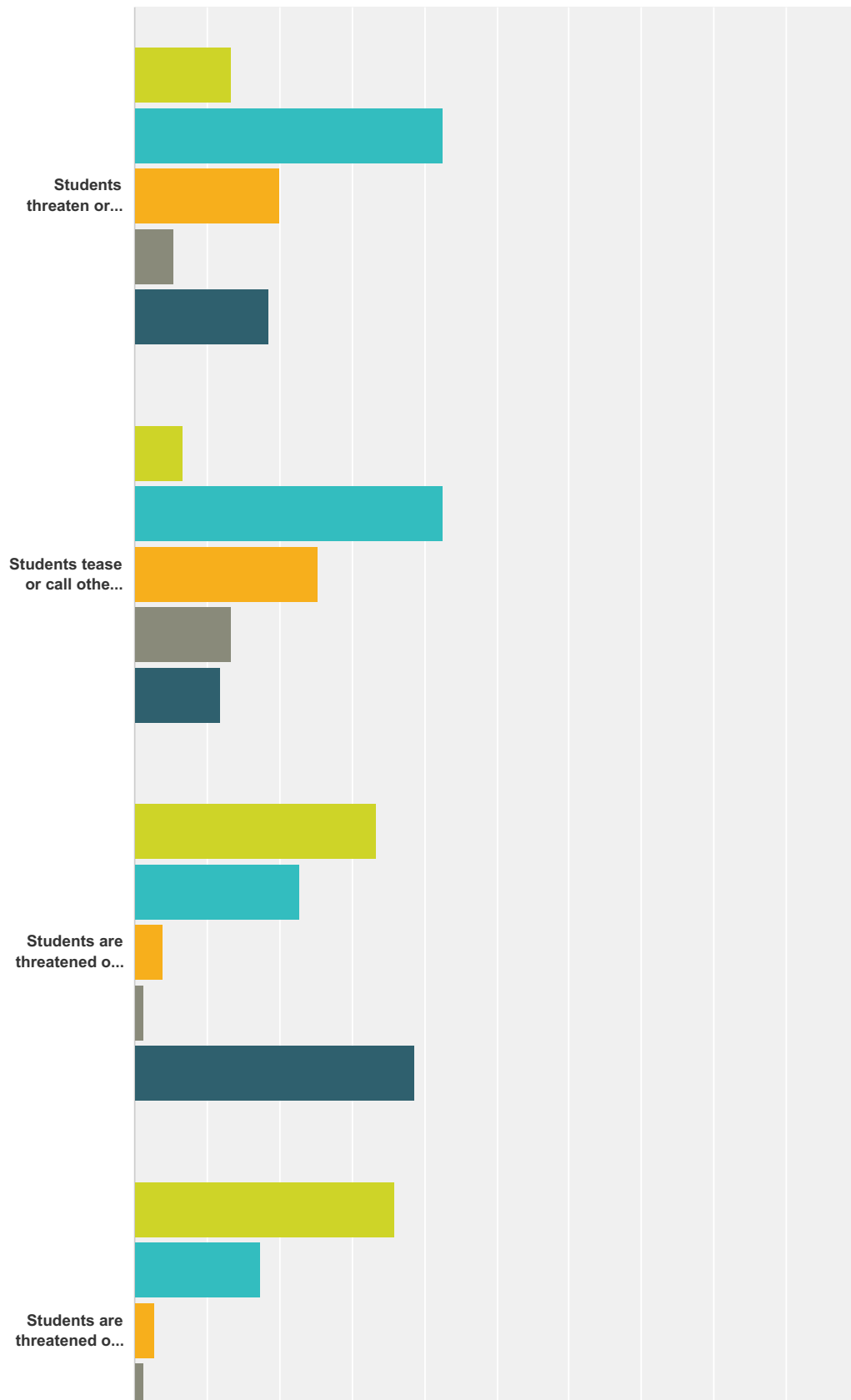
Answered: 76 Skipped: 5

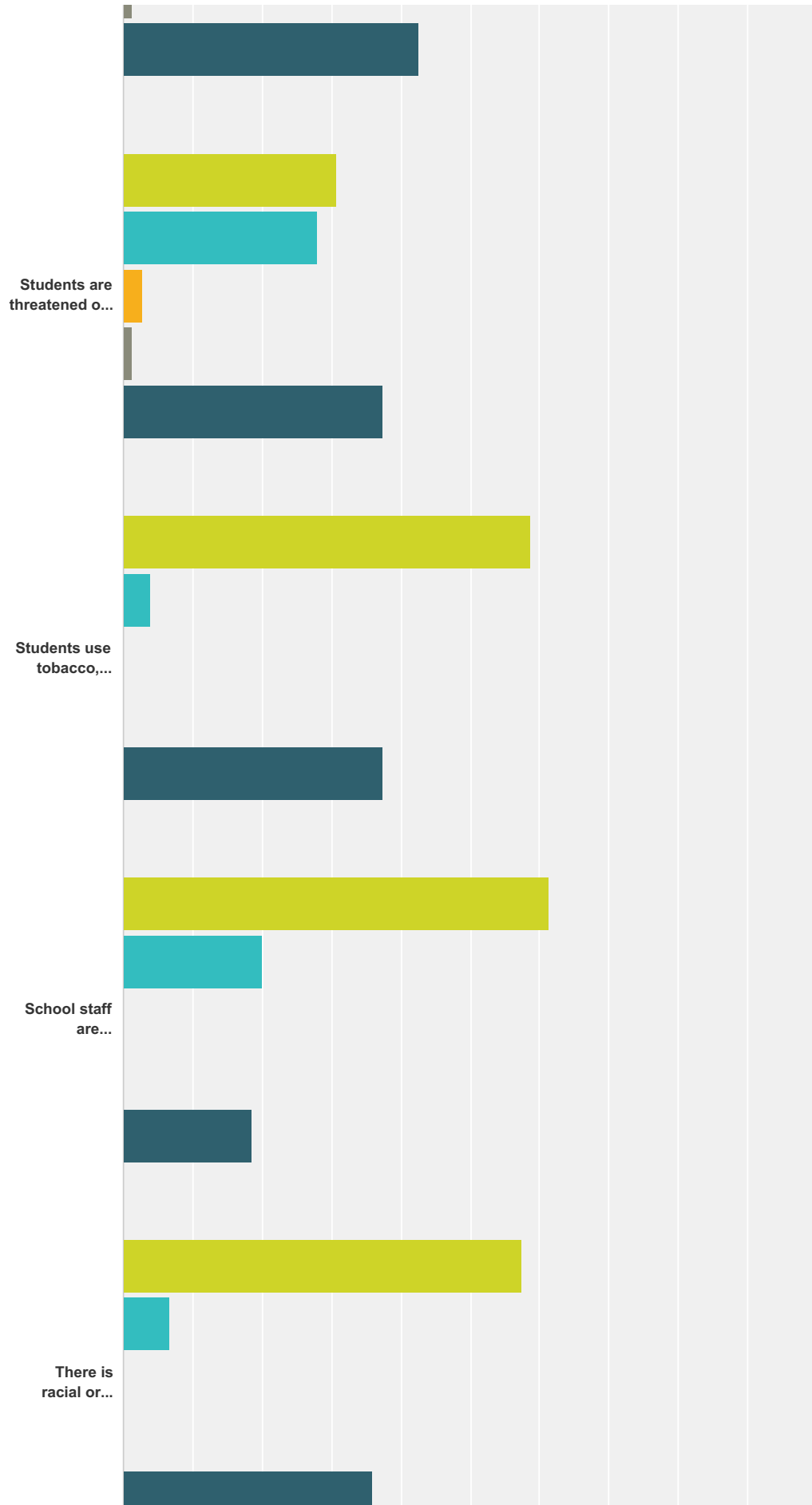


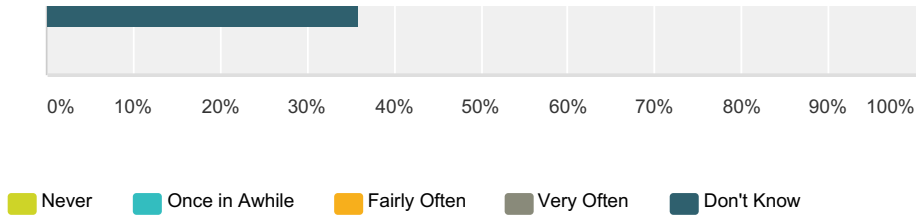
	Always	Usually	Sometimes	Seldom	Never	Total	Weighted Average
The school has high expectations for my child.	51.32% 39	30.26% 23	11.84% 9	5.26% 4	1.32% 1	76	1.75
The school clearly communicates its expectations for my child's learning to me and my child.	46.05% 35	38.16% 29	9.21% 7	5.26% 4	1.32% 1	76	1.78
My child's teacher(s) give helpful comments on class work and tests.	50.00% 38	22.37% 17	14.47% 11	11.84% 9	1.32% 1	76	1.92
My child is learning what he or she needs to know to succeed in later grades.	47.37% 36	40.79% 31	7.89% 6	3.95% 3	0.00% 0	76	1.68

Q5 How often do you think the following problems occur at your child's school?

Answered: 75 Skipped: 6



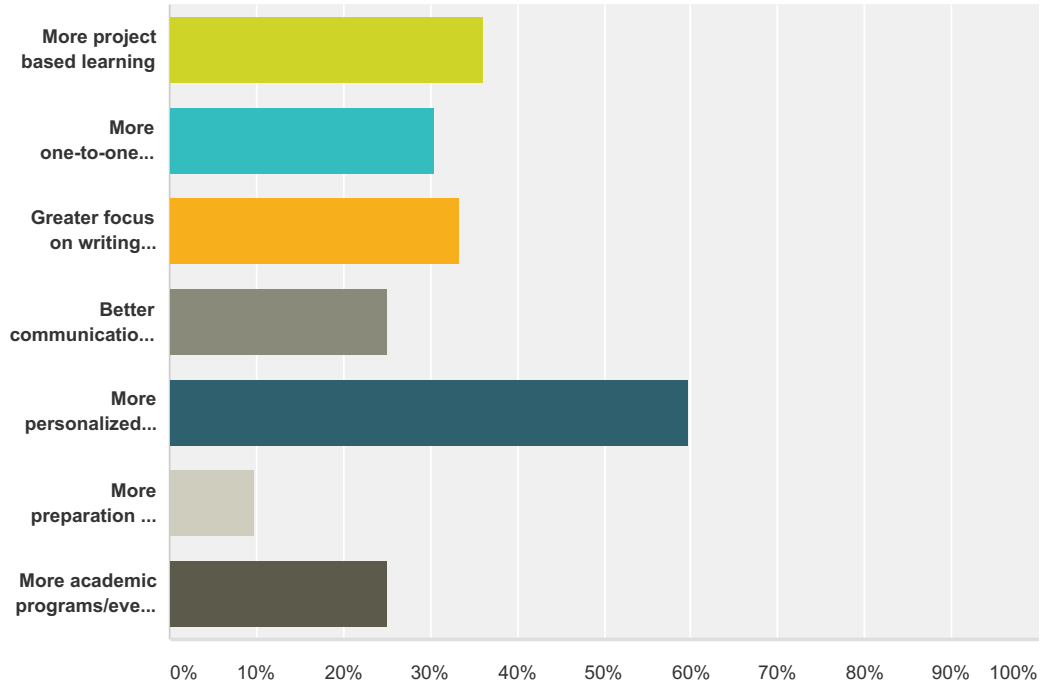




	Never	Once in Awhile	Fairly Often	Very Often	Don't Know	Total
Students threaten or bully other students.	13.33% 10	42.67% 32	20.00% 15	5.33% 4	18.67% 14	75
Students tease or call other students names.	6.67% 5	42.67% 32	25.33% 19	13.33% 10	12.00% 9	75
Students are threatened or harassed by other students based on race, color, creed.	33.33% 25	22.67% 17	4.00% 3	1.33% 1	38.67% 29	75
Students are threatened or harassed by other students based on gender, sexual orientation.	36.00% 27	17.33% 13	2.67% 2	1.33% 1	42.67% 32	75
Students are threatened or harassed by other students based on a disability.	30.67% 23	28.00% 21	2.67% 2	1.33% 1	37.33% 28	75
Students use tobacco, alcohol or illegal drugs during the school day.	58.67% 44	4.00% 3	0.00% 0	0.00% 0	37.33% 28	75
School staff are disrespectful to students.	61.33% 46	20.00% 15	0.00% 0	0.00% 0	18.67% 14	75
There is racial or cultural bias by school staff.	57.33% 43	6.67% 5	0.00% 0	0.00% 0	36.00% 27	75

Q6 Which of the following improvements would you most like your school to make? (Select a maximum of three)

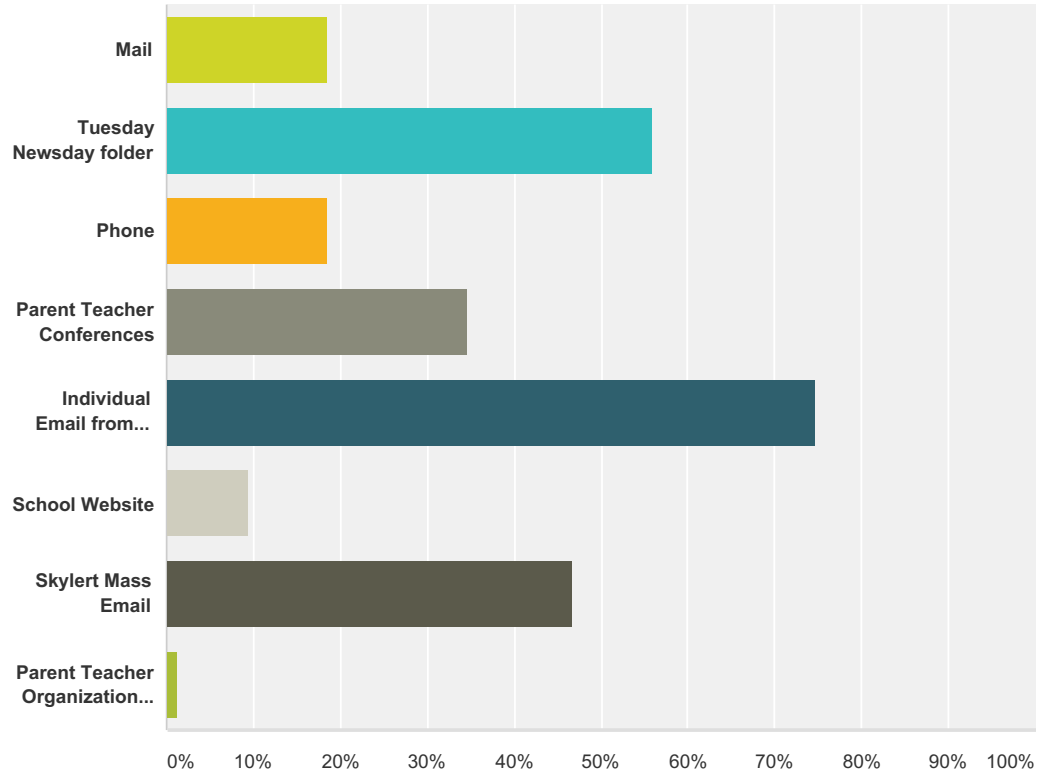
Answered: 72 Skipped: 9



Answer Choices	Responses
More project based learning	36.11% 26
More one-to-one technology access for students	30.56% 22
Greater focus on writing skills	33.33% 24
Better communication with parents	25.00% 18
More personalized learning for student needs	59.72% 43
More preparation for state tests (Badger 3-8)	9.72% 7
More academic programs/events for families (similar to Family Fitness Night)	25.00% 18
Total Respondents: 72	

Q7 What are the BEST ways for you to receive information about your child and/or school related activities?

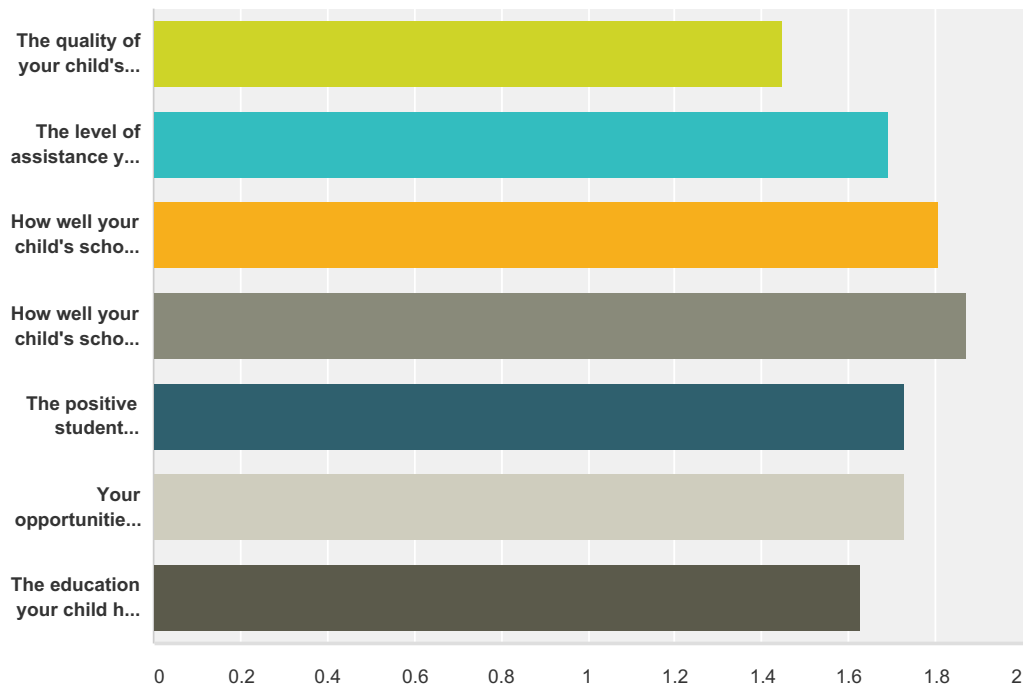
Answered: 75 Skipped: 6



Answer Choices	Responses
Mail	18.67% 14
Tuesday Newsday folder	56.00% 42
Phone	18.67% 14
Parent Teacher Conferences	34.67% 26
Individual Email from Teacher	74.67% 56
School Website	9.33% 7
Skylert Mass Email	46.67% 35
Parent Teacher Organization (PTO)	1.33% 1
Total Respondents: 75	

Q8 How satisfied are you with the following things about your child's school?

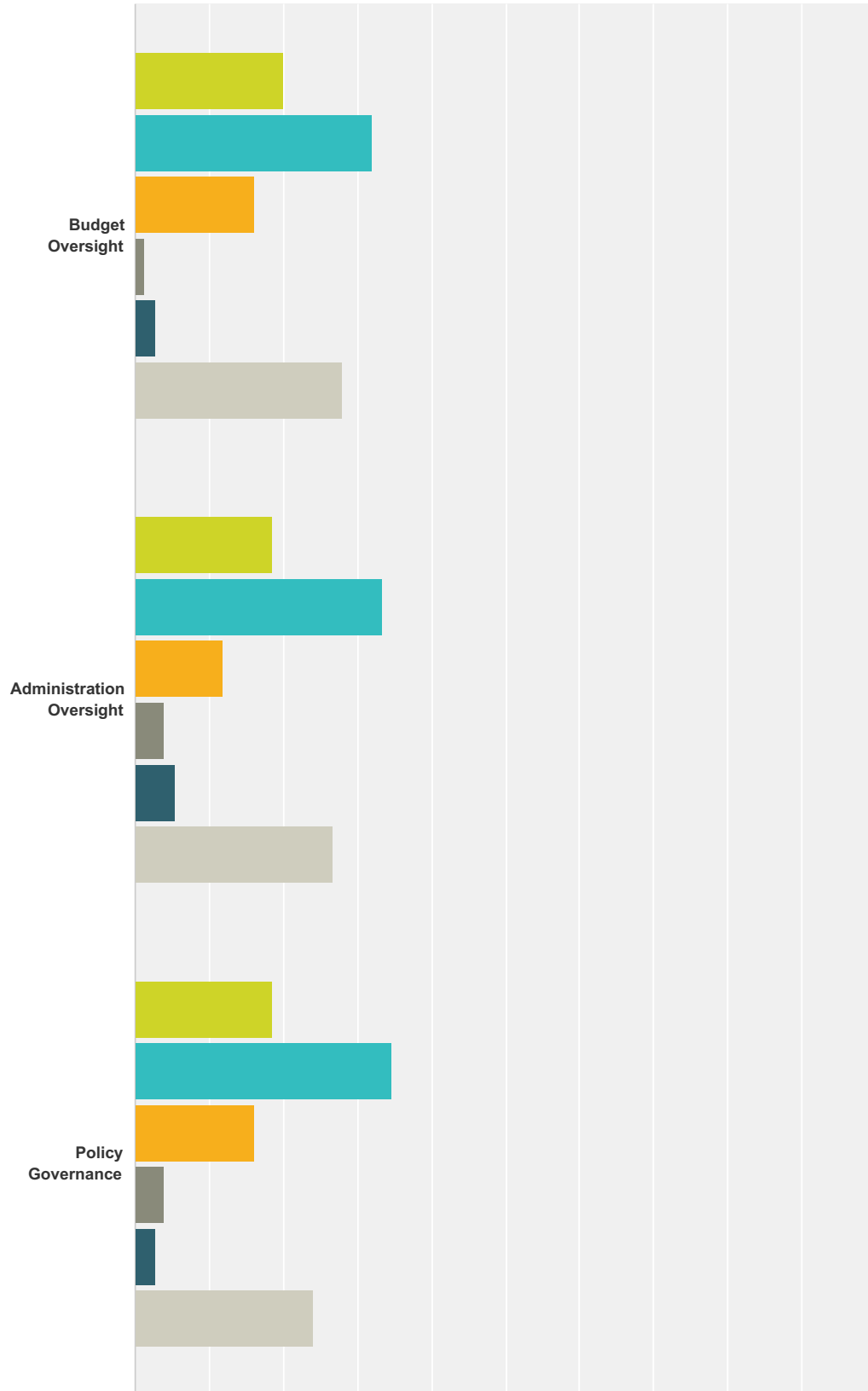
Answered: 75 Skipped: 6

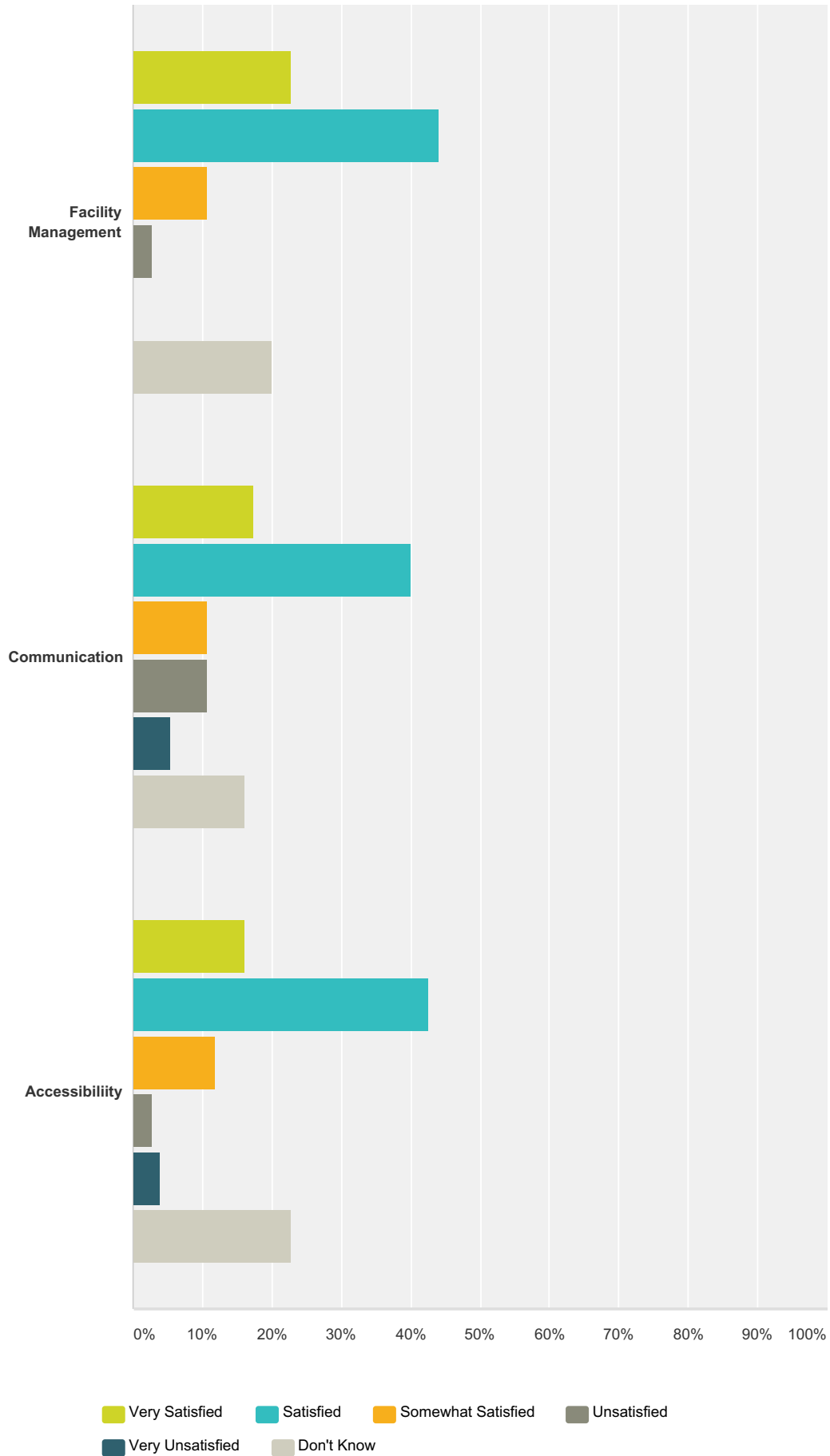


	Very Satisfied	Satisfied	Somewhat Satisfied	Unsatisfied	Very Unsatisfied	Total	Weighted Average
The quality of your child's teacher(s).	65.33% 49	25.33% 19	8.00% 6	1.33% 1	0.00% 0	75	1.45
The level of assistance your child receives when he or she needs extra help with classwork or homework.	45.33% 34	41.33% 31	12.00% 9	1.33% 1	0.00% 0	75	1.69
How well your child's school communicates with you.	42.67% 32	40.00% 30	10.67% 8	6.67% 5	0.00% 0	75	1.81
How well your child's school helps you understand what you can do to support your child's learning needs.	42.67% 32	36.00% 27	13.33% 10	8.00% 6	0.00% 0	75	1.87
The positive student behavior initiatives. (PBIS/High Five)	48.00% 36	33.33% 25	16.00% 12	2.67% 2	0.00% 0	75	1.73
Your opportunities to be involved in your child's education.	52.00% 39	29.33% 22	12.00% 9	6.67% 5	0.00% 0	75	1.73
The education your child has received.	50.67% 38	38.67% 29	8.00% 6	2.67% 2	0.00% 0	75	1.63

Q9 How satisfied are you with the performance of the School Board in regard to the following areas:

Answered: 75 Skipped: 6

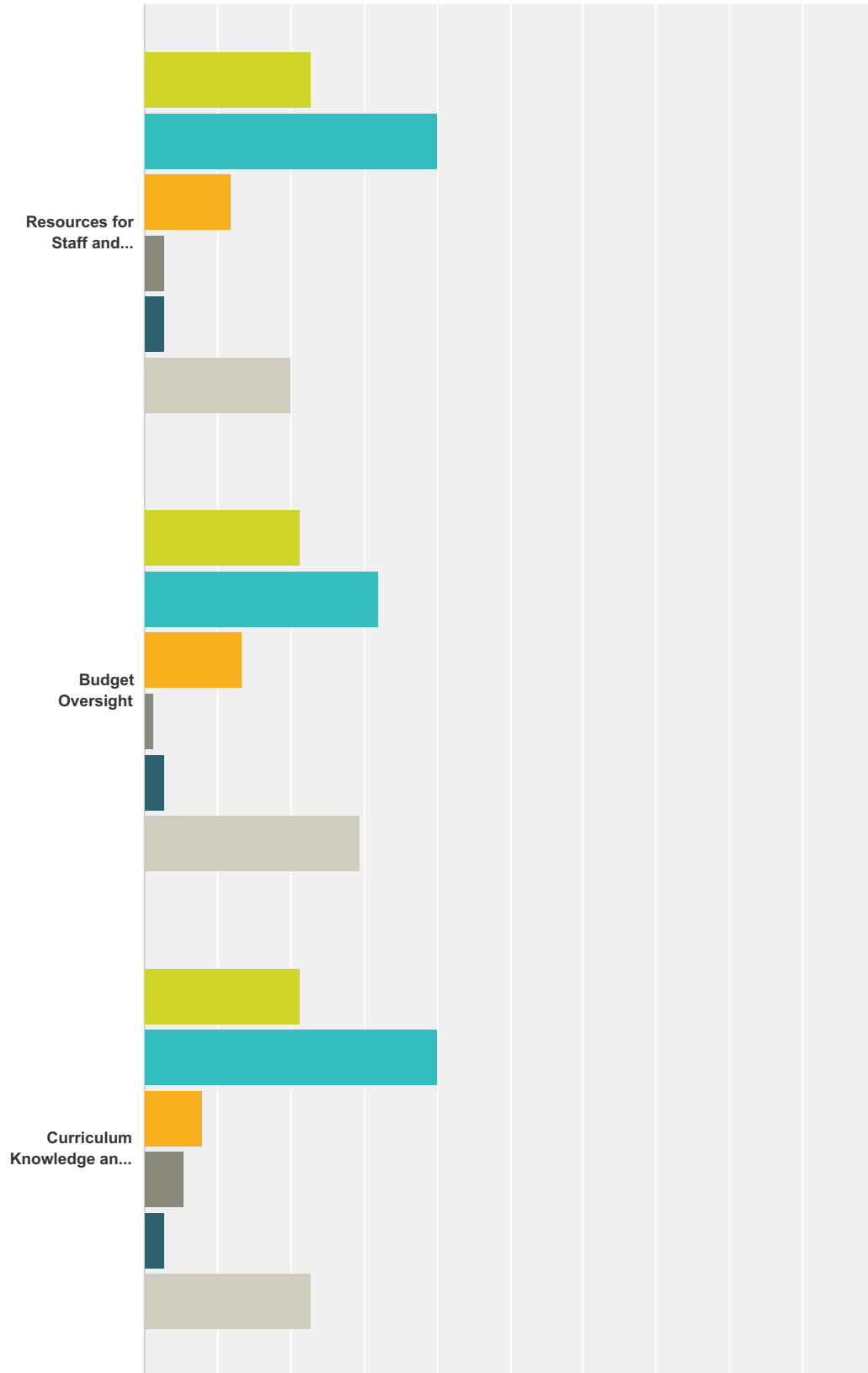


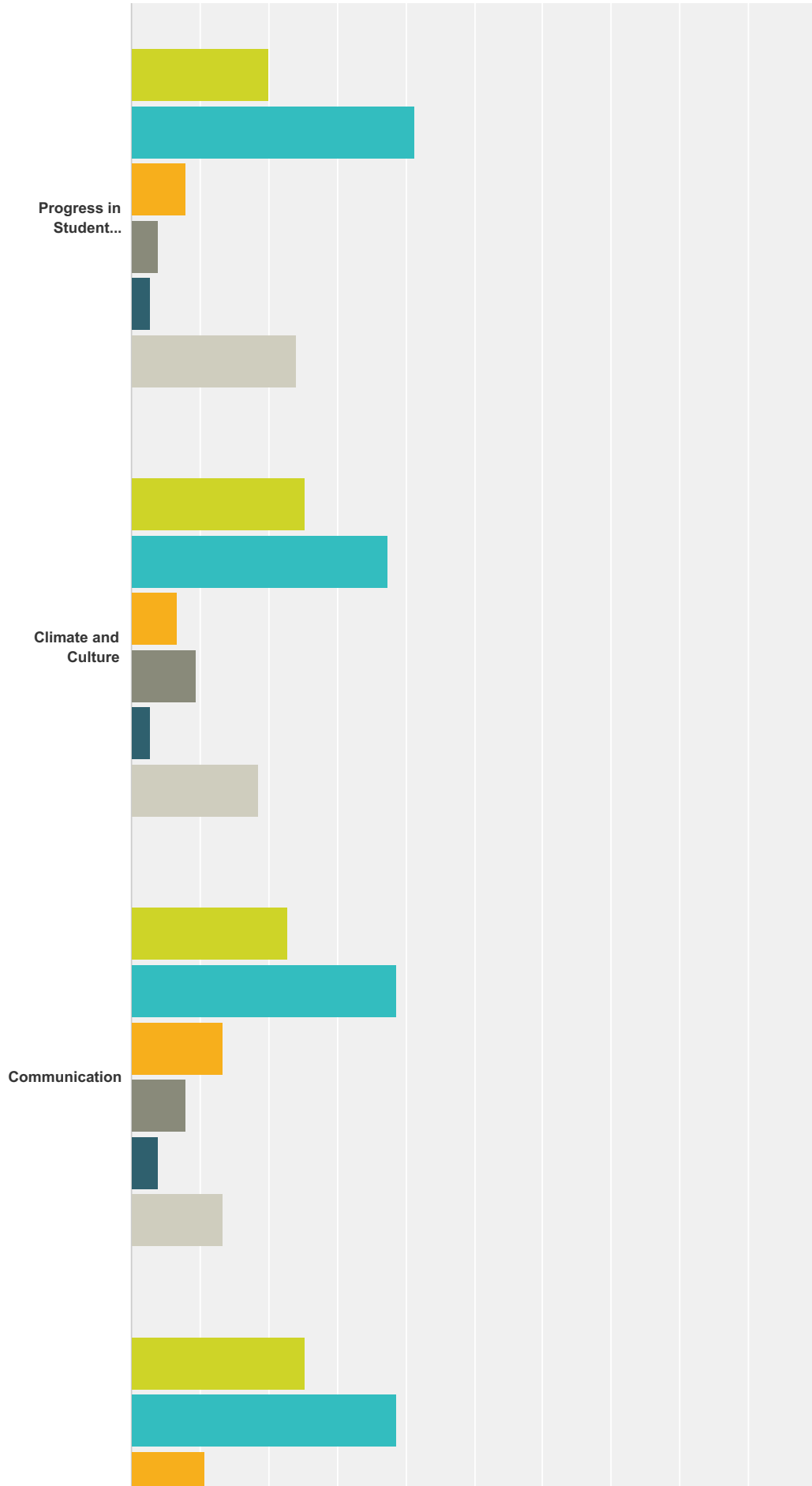


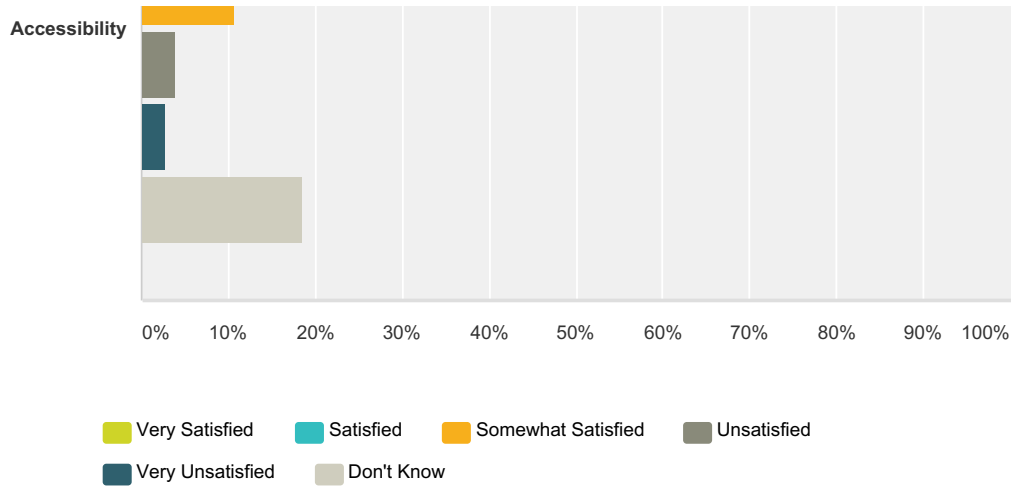
	Very Satisfied	Satisfied	Somewhat Satisfied	Unsatisfied	Very Unsatisfied	Don't Know	Total
Budget Oversight	20.00% 15	32.00% 24	16.00% 12	1.33% 1	2.67% 2	28.00% 21	75
Administration Oversight	18.67% 14	33.33% 25	12.00% 9	4.00% 3	5.33% 4	26.67% 20	75
Policy Governance	18.67% 14	34.67% 26	16.00% 12	4.00% 3	2.67% 2	24.00% 18	75
Facility Management	22.67% 17	44.00% 33	10.67% 8	2.67% 2	0.00% 0	20.00% 15	75
Communication	17.33% 13	40.00% 30	10.67% 8	10.67% 8	5.33% 4	16.00% 12	75
Accessibility	16.00% 12	42.67% 32	12.00% 9	2.67% 2	4.00% 3	22.67% 17	75

Q10 How satisfied are you with the performance of the school Superintendent in regard to the following areas:

Answered: 75 Skipped: 6



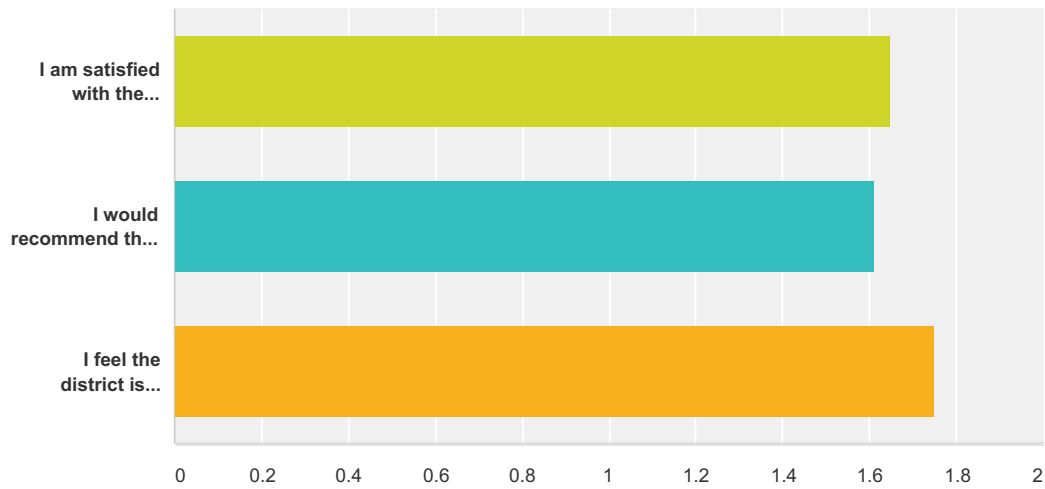




	Very Satisfied	Satisfied	Somewhat Satisfied	Unsatisfied	Very Unsatisfied	Don't Know	Total
Resources for Staff and Students	22.67% 17	40.00% 30	12.00% 9	2.67% 2	2.67% 2	20.00% 15	75
Budget Oversight	21.33% 16	32.00% 24	13.33% 10	1.33% 1	2.67% 2	29.33% 22	75
Curriculum Knowledge and Support	21.33% 16	40.00% 30	8.00% 6	5.33% 4	2.67% 2	22.67% 17	75
Progress in Student Achievement	20.00% 15	41.33% 31	8.00% 6	4.00% 3	2.67% 2	24.00% 18	75
Climate and Culture	25.33% 19	37.33% 28	6.67% 5	9.33% 7	2.67% 2	18.67% 14	75
Communication	22.67% 17	38.67% 29	13.33% 10	8.00% 6	4.00% 3	13.33% 10	75
Accessibility	25.33% 19	38.67% 29	10.67% 8	4.00% 3	2.67% 2	18.67% 14	75

Q11 Please rate the following statements.

Answered: 75 Skipped: 6



	Strongly Agree	Agree	Not Sure	Disagree	Strongly Disagree	Total	Weighted Average
I am satisfied with the quality of this school.	45.33% 34	46.67% 35	5.33% 4	2.67% 2	0.00% 0	75	1.65
I would recommend this school to family and friends with children.	50.67% 38	38.67% 29	9.33% 7	1.33% 1	0.00% 0	75	1.61
I feel the district is dedicated to its mission of Excellence and Equity in Educating All Children.	45.33% 34	42.67% 32	5.33% 4	5.33% 4	1.33% 1	75	1.75

Q12 What do you like about this school?

Answered: 39 Skipped: 42

Q13 What do you wish were different at this school?

Answered: 41 Skipped: 40

Q14 What do you wish we would have asked you about this school?

Answered: 15 Skipped: 66